

LeaderShares[®] Activist Leaders[®] ETF
LeaderShares[®] AlphaFactor[®] Tactical Focused ETF
LeaderShares[®] AlphaFactor[®] US Core Equity ETF
LeaderShares[®] Equity Skew ETF
LeaderShares[®] Dynamic Yield ETF

Each a series of Two Roads Shared Trust

PROSPECTUS

March 1, 2023

LeaderShares[®] Activist Leaders[®] ETF	ACTV
LeaderShares[®] AlphaFactor[®] Tactical Focused ETF	LSAT
LeaderShares[®] AlphaFactor[®] US Core Equity ETF	LSAF
LeaderShares[®] Equity Skew ETF	SQEW
LeaderShares[®] Dynamic Yield ETF	DYLD

www.leadersharetfs.com
(480) 757-4277

This Prospectus provides important information about the LeaderShares[®] Activist Leaders[®] ETF (the “Activist Leaders ETF”), LeaderShares[®] AlphaFactor[®] Tactical Focused ETF (the “Tactical ETF”), LeaderShares[®] AlphaFactor[®] US Core Equity ETF (the “US Core Equity ETF”), LeaderShares[®] Equity Skew ETF (the “Equity Skew ETF”), and LeaderShares[®] Dynamic Yield ETF (the “Dynamic Yield ETF”) that you should know before investing. Please read it carefully and keep it for future reference.

These securities have not been approved or disapproved by the Securities and Exchange Commission (“SEC”) nor has the SEC passed upon the accuracy or adequacy of this Prospectus. Any representation to the contrary is a criminal offense.

Shares of the Activist Leaders ETF, Tactical Focused ETF, US Core Equity ETF, Equity Skew ETF and Dynamic Yield ETF (each a “Fund” and collectively the “Funds”) are listed and traded on NYSE.

TABLE OF CONTENTS

FUND SUMMARY	1
LeaderShares® Activist Leaders® ETF	1
LeaderShares® AlphaFactor® Tactical Focused ETF	6
LeaderShares® AlphaFactor® US Core Equity ETF	12
LeaderShares® Equity Skew ETF	18
LeaderShares® Dynamic Yield ETF	23
ADDITIONAL INFORMATION ABOUT INVESTMENT OBJECTIVES, PRINCIPAL INVESTMENT STRATEGIES AND RELATED RISKS	30
Principal And Other Risk Factors	33
Portfolio Holdings Disclosure.....	46
MANAGEMENT	47
Investment Adviser	47
Portfolio Managers.....	47
DETERMINATION OF NET ASSET VALUE.....	48
HOW TO BUY AND SELL SHARES	49
FREQUENT PURCHASES AND REDEMPTIONS OF FUND SHARES.....	49
DISTRIBUTION AND SERVICE PLAN.....	50
DIVIDENDS, OTHER DISTRIBUTIONS AND TAXES.....	50
FUND SERVICE PROVIDERS	51
OTHER INFORMATION	52
FINANCIAL HIGHLIGHTS.....	54
PRIVACY NOTICE	59

FUND SUMMARY: LEADERSHARES® ACTIVIST LEADERS® ETF

Investment Objective: The LeaderShares® Activist Leaders® ETF (the “Activist Leaders ETF” or the “Fund”) seeks to generate long-term capital growth.

Fees and Expenses of the Fund: This table describes the fees and expenses that you may pay if you buy, hold and sell shares of the Fund. You may pay other fees, such as brokerage commissions and other fees to financial intermediaries, which are not reflected in the table and Example below.

Annual Fund Operating Expenses (expenses that you pay each year as a percentage of the value of your investment)	
Management Fee ⁽¹⁾	0.75%
Distribution (12b-1) and Service Fees	0.00%
Other Expenses	0.00%
Total Annual Fund Operating Expenses	0.75%

- (1) The Fund’s adviser provides investment advisory service, and pays most of the Fund’s operating expenses (except all brokerage fees and commissions, taxes, borrowing costs (such as dividend expense on securities sold short and interest), fees and expenses of other investment companies in which the Fund may invest, or extraordinary expenses such as litigation) in return for a “unitary fee.”

Example: This Example is intended to help you compare the cost of investing in the Fund with the cost of investing in other funds.

The Example assumes that you invest \$10,000 in the Fund for the time periods indicated and then redeem all of your shares at the end of those periods. The Example also assumes that your investment has a 5% return each year and that the Fund’s operating expenses remain the same. Although your actual costs may be higher or lower, based upon these assumptions your costs would be:

1 Year	3 Years	5 Years	10 Years
\$77	\$240	\$417	\$930

Portfolio Turnover: The Fund pays transaction costs, such as commissions, when it buys and sells securities (or “turns over” its portfolio). A higher portfolio turnover may indicate higher transaction costs and may result in higher taxes when Fund shares are held in a taxable account. These costs, which are not reflected in annual fund operating expenses or in the Example, affect the Fund’s performance. For the fiscal year ended October 31, 2022, the Fund’s Portfolio Turnover rate was 67% of the average value of its portfolio.

Principal Investment Strategies: The Fund is an actively managed exchange-traded fund (“ETF”) that employs an investment approach that focuses on equity securities that are the target of shareholder activism. These equity securities are identified using a proprietary quantitative methodology built on the foundation of tracking legally mandated filings known as “13D” filings that are submitted with the Securities and Exchange Commission (“SEC”). Rules adopted under the Securities Exchange Act of 1934 require a shareholder that acquires, with an activist intent, more than 5% of a company’s shares to file a form with the SEC known as a Schedule 13D that discloses the investor’s identity and the investor’s purpose in acquiring those shares.

The Fund’s Adviser identifies Activist Leader® investors utilizing a proprietary methodology based upon qualitative elements, including research into the effectiveness of activist investors’ achievement of stated objectives and creation of positive shareholder returns in positions that were the subject of a 13D filing by them. Because the Adviser’s identification of Activist Leaders® investors is based on ongoing research, the list of Activist Leaders® investors may change over time.

The Fund will be invested in equity securities of companies listed on a U.S. exchange with market capitalizations of at least \$1 billion at the time of initial purchase. The Fund may focus its investments in a particular sector, industry or group of industries.

The Fund may engage in active and frequent trading.

Principal Investment Risks: As with all funds, there is the risk that you could lose money through your investment in the Fund. The Fund is not intended to be a complete investment program but rather one component of a diversified investment portfolio. An investment in the Fund is not guaranteed to achieve its investment objective; is not a deposit with a bank; is not insured, endorsed or guaranteed by the Federal Deposit Insurance Corporation or any other government agency; and is subject to investment risks. The value of your investment in the Fund, as well as the amount of return you receive on your investment, may fluctuate significantly. You may lose part or all of your investment in the Fund or your investment may not perform as well as other similar investments. Many factors affect the Fund’s net asset value and performance. As with any fund, there is no guarantee that the Fund will achieve its goal. Each risk summarized below is a principal risk of investing in the Fund and different risks may be more significant at different times depending upon market conditions or other factors.

- *Market Risk.* Overall market risk may affect the value of individual instruments in which the Fund invests. The Fund is subject to the risk that the securities markets will move down, sometimes rapidly and unpredictably, based on overall economic conditions and other factors, which may negatively affect the Fund's performance. Factors such as domestic and foreign (non-U.S.) economic growth and market conditions, real or perceived adverse economic or political conditions, inflation, changes in interest rate levels, lack of liquidity in the bond or other markets, volatility in the equities market or other securities markets or adverse investor sentiment and political events affect the securities markets. U.S. and foreign stock markets have experienced periods of substantial price volatility in the past and may do so again in the future. Securities markets also may experience long periods of decline in value. A change in financial condition or other event affecting a single issuer or market may adversely impact securities markets as a whole. Rates of inflation have recently risen. The value of assets or income from an investment may be worth less in the future as inflation decreases the value of money. As inflation increases, the real value of the Fund's assets can decline as can the value of the Fund's distributions. When the value of the Fund's investments goes down, your investment in the Fund decreases in value and you could lose money.

Local, state, regional, national or global events such as war, acts of terrorism, the spread of infectious illness or other public health issues, recessions, or other events could have a significant impact on the Fund and its investments and could result in decreases to the Fund's net asset value. Political, geopolitical, natural and other events, including war, terrorism, trade disputes, government shutdowns, market closures, natural and environmental disasters, epidemics, pandemics and other public health crises and related events and governments' reactions to such events have led, and in the future may lead, to economic uncertainty, decreased economic activity, increased market volatility and other disruptive effects on U.S. and global economies and markets. Such events may have significant adverse direct or indirect effects on the Fund and its investments. For example, a widespread health crisis such as a global pandemic could cause substantial market volatility, exchange trading suspensions and closures, impact the ability to complete redemptions, and affect Fund performance. A health crisis may exacerbate other pre-existing political, social and economic risks. In addition, the increasing interconnectedness of markets around the world may result in many markets being affected by events or conditions in a single country or region or events affecting a single or small number of issuers.

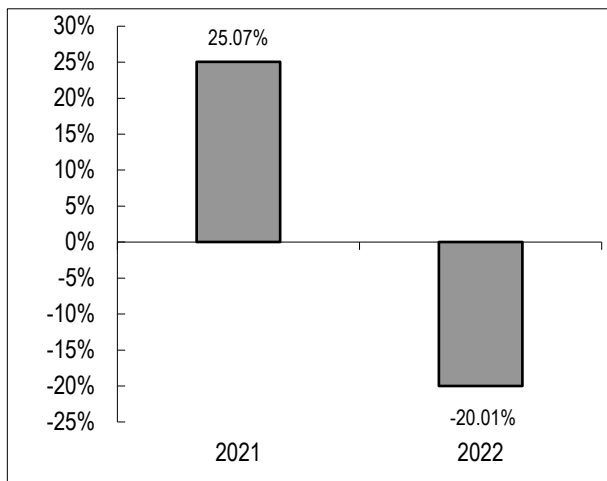
- *ETF Structure Risks.* The Fund is structured as an ETF and as a result is subject to special risks, including:
 - *Not Individually Redeemable.* Shares are not individually redeemable and may be redeemed by the Fund at net asset value (NAV) only in large blocks known as "Creation Units." You may incur brokerage costs purchasing enough shares to constitute a Creation Unit.
 - *Trading Issues.* Trading in shares on the Exchange may be halted due to market conditions or for reasons that, in the view of the Exchange, make trading in shares inadvisable, such as extraordinary market volatility. There can be no assurance that shares will continue to meet the listing requirements of the Exchange. An active trading market for the Fund's shares may not be developed or maintained. If the Fund's shares are traded outside a collateralized settlement system, the number of financial institutions that can act as authorized participants that can post collateral on an agency basis is limited, which may limit the market for the Fund's shares.
 - *Market Price Variance Risk.* The market prices of shares will fluctuate in response to changes in NAV and supply and demand for shares and will include a "bid-ask spread" charged by the exchange specialists, market makers or other participants that trade the particular security. There may be times when the market price and the NAV vary significantly. This means shares may trade at a discount or premium to NAV. If a shareholder purchases shares at a time when the market price is at a premium to the NAV or sells shares at a time when the market price is at a discount to NAV, the shareholder may sustain losses if the shares are sold at a price that is less than the price paid by the shareholder for the shares.
 - In times of market stress, such as what was experienced during the COVID-19 pandemic, market makers may step away from their role market making in shares of ETFs and in executing trades, which can lead to differences between the market value of Fund shares and the Fund's net asset value.
 - The market price for the Fund's shares may deviate from the Fund's net asset value, particularly during times of market stress, with the result that investors may pay significantly more or significantly less for Fund shares than the Fund's net asset value, which is reflected in the bid and ask price for Fund shares or in the closing price.
 - When all or a portion of an ETFs underlying securities trade in a market that is closed when the market for the Fund's shares is open, there may be changes from the last quote of the closed market and the quote from the Fund's domestic trading day, which could lead to differences between the market value of the Fund's shares and the Fund's net asset value.
 - In stressed market conditions, the market for the Fund's shares may become less liquid in response to the deteriorating liquidity of the Fund's portfolio. This adverse effect on the liquidity of the Fund's shares may, in turn, lead to differences between the market value of the Fund's shares and the Fund's net asset value.
- *Quantitative Investing Risk.* The Adviser may use proprietary computer trading modeling systems to implement its investment strategies for the Fund. Investments selected using these models may perform differently than the market as a whole or from their expected performance as a result of the factors used in the models, the weight placed on each factor, changes from the factors' historical trends and technical issues in the construction and implementation of the models. There is no assurance that the models are complete or accurate, or representative of future market cycles, nor will they necessarily be beneficial to the Fund if they are accurate. These systems may negatively affect Fund performance for various reasons, including human judgment, inaccuracy of historical data and non-quantitative factors (such as market or trading system dysfunctions, investor fear or over-reaction).

- *Activist Risk.* An activist investor uses an equity stake in a company to put public pressure on the company's management team and board in order to achieve certain objectives such as the increase of shareholder value through changes in corporate policy or financing structure, or to reduce expenses. Shareholder activism can take any of several forms, including proxy battles, publicity campaigns, and negotiations with management. Although the Fund does not intend to invest in companies for the purpose of effecting change or influencing or controlling management itself, the Fund invests in companies that the Adviser believes have potential for capital appreciation resulting from such changes. The Adviser's evaluation of companies may prove incorrect, or the efforts which they invest may not be successful, or even if successful, may have unintended effects or cause the Fund's investment to lose value.
- *Equity Risk.* Equity securities are susceptible to general market fluctuations, volatile increases and decreases in value as market confidence in and perceptions of their issuers change and unexpected trading activity among retail investors. Factors that may influence the price of equity securities include developments affecting a specific company or industry, or the changing economic, political or market conditions.
- *Authorized Participant Concentration Risk.* To the extent that authorized participants are unable or otherwise unavailable to proceed with creation and/or redemption orders and no other authorized participant is able to create or redeem in their place, shares may trade at a discount to net asset value ("NAV") and may face delisting.
- *Active Trading Risk.* A higher portfolio turnover due to active and frequent trading will result in higher transaction and brokerage costs associated with the turnover which may reduce the Fund's return, unless the securities traded can be bought and sold without corresponding commission costs. Active trading of securities may also increase the Fund's realized capital gains and losses, which may affect the taxes you pay as a Fund shareholder.
- *Cybersecurity Risk.* There is risk to the Fund of an unauthorized breach and access to fund assets, customer data (including private shareholder information), or proprietary information, or the risk of an incident occurring that causes the Fund, the investment adviser, custodian, transfer agent, distributor and other service providers and financial intermediaries ("Service Providers") to suffer data breaches, data corruption or lose operational functionality. Successful cyber-attacks or other cyber-failures or events affecting the Fund or its Service Providers may adversely impact the Fund or its shareholders.
- *Fluctuation of Net Asset Value Risk.* Unlike conventional ETFs, the Fund is not an index fund. The Fund is actively managed and does not seek to replicate the performance of a specified Index. The NAV of the Fund's shares will generally fluctuate with changes in the market value of the Fund's holdings. The market prices of the shares will generally fluctuate in accordance with changes in NAV as well as the relative supply of and demand for the shares on the Exchange. The Adviser cannot predict whether the shares will trade below, at or above their NAV. Price differences may be due, in large part, to the fact that supply and demand forces at work in the secondary trading market for the shares will be closely related to, but not identical to, the same forces influencing the prices of the Fund's holdings trading individually or in the aggregate at any point in time. Actively managed ETFs have a limited trading history and, therefore, there can be no assurance as to whether and/or the extent to which the shares will trade at premiums or discounts to NAV.
- *Gap Risk.* The Fund is subject to the risk that a stock price or derivative value will change dramatically from one level to another with no trading in between and/or before the Fund can exit the investment. Usually such movements occur when there are adverse news announcements, which can cause a stock price or derivative value to drop substantially from the previous day's closing price. Trading halts may lead to gap risk. Trading halts may lead to gap risk.
- *Information Technology Sector Risk.* Information technology companies face intense competition, both domestically and internationally, which may have an adverse effect on their profit margins. Like other technology companies, information technology companies may have limited product lines, markets, financial resources or personnel. The products of information technology companies may face obsolescence due to rapid technological developments, frequent new product introduction, unpredictable changes in growth rates and competition for the services of qualified personnel. Companies in the information technology sector are heavily dependent on patent and intellectual property rights. The loss or impairment of these rights may adversely affect the profitability of these companies.
- *Management Risk.* The Fund's investment strategies may not result in an increase in the value of your investment or in overall performance equal to other similar investment vehicles having similar investment strategies.
- *Market Capitalization Risk.* The Fund's anticipated weighting towards larger-sized companies subjects the Fund to the risk that larger companies may not be able to attain the high growth rates of successful smaller companies, especially during strong economic periods, and that they may be less capable of responding quickly to competitive challenges and industry changes. Because the Fund may invest in companies of any size, its share price could be more volatile than a fund that invests only in large companies. Small and medium-sized companies typically have less experienced management, narrower product lines, more limited financial resources, and less publicly available information than larger companies. The earnings and prospects of small and medium sized companies are more volatile than larger companies and may experience higher failure rates than larger companies.

- *Market Events Risk.* There has been increased volatility, depressed valuations, decreased liquidity and heightened uncertainty in the financial markets during the past several years, including what was experienced in 2020. These conditions are an inevitable part of investing in capital markets and may continue, recur, worsen or spread. The U.S. government and the Federal Reserve, as well as certain foreign governments and central banks, took steps to support financial markets, including by lowering interest rates to historically low levels. This and other government intervention may not work as intended, particularly if the efforts are perceived by investors as being unlikely to achieve the desired results. The U.S. government and the Federal Reserve have recently reduced market support activities, including by increasing interest rates. Such reduction, including interest rate increases, could negatively affect financial markets generally, increase market volatility and reduce the value and liquidity of securities in which the Fund invests. Policy and legislative changes in the United States and in other countries may also contribute to decreased liquidity and increased volatility in the financial markets. The impact of these influences on the markets, and the practical implications for market participants, may not be fully known for some time.
- *New Fund Risk.* The Fund is recently formed. Investors bear the risk that the Fund may not grow to or maintain economically viable size, may not be successful in implementing its investment strategy, and may not employ a successful investment strategy, any of which could result in the Fund being liquidated at any time without shareholder approval and/or at a time that may not be favorable for certain shareholders. Such a liquidation could have negative tax consequences for shareholders.
- *Rules-Based Strategy Risk.* A rules-based investment strategy may not be successful on an ongoing basis or could contain unknown errors. In addition, the data used may be inaccurate or the computer programming used to create a rules-based investment strategy might contain one or more errors. Moreover, during periods of increased volatility or changing market conditions the commonality of portfolio holdings and similarities between strategies of rules-based managers may amplify losses.
- *Sector Risk.* The risk that if the Fund invests a significant portion of its total assets in certain issuers within the same economic sector, an economic, business or political development or natural or other event, including war, terrorism, natural and environmental disasters, epidemics, pandemics and other public health crisis, adversely affecting that sector may affect the value of the Fund's investments more than if the Fund's investments were not so concentrated.
- *Volatility Risk.* The Fund's investments may appreciate or decrease significantly in value over short periods of time. The value of an investment in the Fund's portfolio may fluctuate due to factors that affect markets generally or that affect a particular industry or sector. The value of an investment in the Fund's portfolio may also be more volatile than the market as a whole. This volatility may affect the Fund's net asset value per share, including by causing it to experience significant increases or declines in value over short periods of time. Events or financial circumstances affecting individual investments, industries or sectors may increase the volatility of the Fund.

Performance: The bar chart and performance table below show the variability of the Fund's returns, which is some indication of the risks of investing in the Fund by comparing the Fund's performance with a broad measure of market performance. The bar chart shows performance of the Fund's shares for each calendar year since the Fund's inception. The performance table compares the performance of the Fund over time to the performance of a broad-based securities market index. You should be aware that the Fund's past performance (before and after taxes) is not necessarily an indication of how the Fund will perform in the future. Updated performance information will be available at no cost by visiting www.leadersharetfs.com or by calling 1-480-757-4277.

Performance Bar Chart For Calendar Years Ended December 31st:



Highest Quarter:	03/31/2021	14.04%
Lowest Quarter:	06/30/2022	-15.80%

Performance Table
Average Annual Total Returns
(For the year ended December 31, 2022)

	One Year	Since Inception⁽¹⁾
Return before taxes	-20.01%	11.09%
Return after taxes on Distributions	-20.07%	10.91%
Return after taxes on Distributions and Sale of Fund Shares	-11.81%	8.53%
S&P 500 Index ⁽²⁾	-18.11%	7.37%

(1) Inception date is October 26, 2020

(2) The S&P 500 Index is a market-capitalization-weighted index of the 500 largest U.S. publicly traded companies. The S&P 500 Index is a float-weighted index, meaning company market capitalizations are adjusted by the number of shares available for public trading. Investors cannot invest directly in an index or benchmark. Index returns are gross of any fees, brokerage commissions or other expenses of investing.

Investment Adviser: Redwood Investment Management, LLC (the “Adviser”) serves as investment adviser to the Fund.

Portfolio Managers: The Fund is managed by a team comprised of Michael T. Messinger, Portfolio Manager and Managing Partner of Redwood, Richard M. Duff, Portfolio Manager and Managing Partner of Redwood, and Michael T. Cheung, Portfolio Manager and Managing Partner. Mr. Messinger, Mr. Duff, and Mr. Cheung have managed the Fund since its inception in October 2020.

Purchase and Sale of Fund Shares: The Fund will issue and redeem shares at NAV only in large blocks of 25,000 shares (each block of shares is called a “Creation Unit”). Creation Units are issued and redeemed for cash and/or in-kind for securities. Except when aggregated in Creation Units, the shares are not redeemable securities of the Fund.

Shares of the Fund are listed for trading on the New York Stock Exchange (“NYSE”) (the “Exchange”) and trade at market prices rather than NAV. Individual shares of the Fund may only be purchased and sold in secondary market transactions through a broker or dealer at market price. Because shares trade at market prices, rather than NAV, shares of the Fund may trade at a price that is greater than NAV (*i.e.*, a premium), or less than NAV (*i.e.*, a discount).

An investor may incur costs attributable to the difference between the highest price a buyer is willing to pay to purchase shares of the Fund (bid) and the lowest price a seller is willing to accept for shares of the Fund (ask) when buying or selling shares in the secondary market (the “bid-ask spread”).

Recent information, including information about the Fund’s NAV, market price, premiums and discounts, and bid-ask spreads, is included on the Fund’s website at www.leadersharetfs.com.

Tax Information: The Fund’s distributions generally will be taxable at ordinary income or long-term capital gain rates. A sale of shares may result in capital gain or loss.

Payments to Broker-Dealers and Other Financial Intermediaries: If you purchase shares of the Fund through a broker-dealer or other financial intermediary (such as a bank), the Fund and its related companies, including the Adviser, may pay the intermediary for the sale of Fund shares and related services. These payments may create a conflict of interest by influencing the broker-dealer or other intermediary and your salesperson to recommend the Fund over another investment. Ask your salesperson or visit your financial intermediary’s website for more information.

FUND SUMMARY: LEADERSHARES® ALPHAFACITOR® TACTICAL FOCUSED ETF

Investment Objective: The LeaderShares® AlphaFactor® Tactical Focused ETF (the “Tactical ETF” or the “Fund”) seeks to generate long term capital growth.

Fees and Expenses of the Fund: This table describes the fees and expenses that you may pay if you buy, hold and sell shares of the Fund. You may pay other fees, such as brokerage commissions and other fees to financial intermediaries, which are not reflected in the table and Example below.

Annual Fund Operating Expenses (expenses that you pay each year as a percentage of the value of your investment)	
Management Fee ⁽¹⁾	0.99%
Distribution (12b-1) and Service Fees	0.00%
Other Expenses	0.00%
Total Annual Fund Operating Expenses	0.99%

(1) The Fund’s adviser provides investment advisory service, and pays most of the Fund’s operating expenses (except all brokerage fees and commissions, taxes, borrowing costs (such as dividend expense on securities sold short and interest), fees and expenses of other investment companies in which the Fund may invest, or extraordinary expenses such as litigation) in return for a “unitary fee.”

Example: This Example is intended to help you compare the cost of investing in the Fund with the cost of investing in other funds.

The Example assumes that you invest \$10,000 in the Fund for the time periods indicated and then redeem all of your shares at the end of those periods. The Example also assumes that your investment has a 5% return each year and that the Fund’s operating expenses remain the same. Although your actual costs may be higher or lower, based upon these assumptions your costs would be:

1 Year	3 Years	5 Years	10 Years
\$101	\$315	\$547	\$1,213

Portfolio Turnover: The Fund pays transaction costs, such as commissions, when it buys and sells securities (or “turns over” its portfolio). A higher portfolio turnover may indicate higher transaction costs and may result in higher taxes when Fund shares are held in a taxable account. These costs, which are not reflected in annual fund operating expenses or in the Example, affect the Fund’s performance. For the fiscal year ended October 31, 2022, the Fund’s Portfolio Turnover rate was 229% of the average value of its portfolio.

Principal Investment Strategies: The Fund is an actively managed exchange-traded fund (“ETF”) that employs an investment approach that utilizes a quantitative factor-based investment methodology focused on U.S. equities. The Adviser selects stocks based on a number of characteristics that include, but are not limited to, net share count reduction, free cash flow growth, dividend yield, volatility and debt/asset ratios. The final selection of stocks is based on market characteristics including, but not limited to, liquidity and market capitalization. The Fund expects the average daily trading volume of shares in companies being selected to be in excess of 400,000 shares per day at the time of purchase, however average daily trading volume may change due to market fluctuations. In addition, the Fund expects the market capitalization of the companies in which it invests to be \$1 billion and greater, however this could change due to market fluctuations. The Fund will typically be invested in a diversified portfolio of equity securities of companies with market capitalizations of at least \$1 billion at the time of initial purchase. The Adviser employs a multi-factor tactical risk management overlay that seeks to identify periods of above average risk. **At times identified by the Adviser as above average risk, the Fund may exit positions in equity securities and become comprised primarily of money market instruments such as treasury bills, certificates of deposit and commercial paper and other short-term instruments, money market funds, or U.S. government bonds.** Such investments can either be direct or through investments in other investment companies, including exchange-traded funds (“ETFs”). In identifying a time as above average risk, the Fund will consider multiple factors including negative market performance and negative market technical indicators such as advance versus decline breadth, as well as a proprietary set of supply and demand and economic factors.

The Fund may focus its investments in a particular sector, industry or group of industries.

The Fund may engage in active and frequent trading.

Principal Investment Risks: As with all funds, there is the risk that you could lose money through your investment in the Fund. The Fund is not intended to be a complete investment program but rather one component of a diversified investment portfolio. An investment in the Fund is not guaranteed to achieve its investment objective; is not a deposit with a bank; is not insured, endorsed or guaranteed by the Federal Deposit Insurance Corporation or any other government agency; and is subject to investment risks. The value of your investment in the Fund, as well as the amount of return you receive on your investment, may fluctuate significantly. You may lose part or all of your investment in the Fund or your investment may not perform as well as other similar investments. Many factors affect the Fund's net asset value and performance. As with any fund, there is no guarantee that the Fund will achieve its goal. Each risk summarized below is a principal risk of investing in the Fund and different risks may be more significant at different times depending upon market conditions or other factors.

The Fund may be subject to the risks described below through its own direct investments and indirectly through its investments in other investment companies, such as ETFs.

- *Market Risk.* Overall market risk may affect the value of individual instruments in which the Fund invests. The Fund is subject to the risk that the securities markets will move down, sometimes rapidly and unpredictably, based on overall economic conditions and other factors, which may negatively affect the Fund's performance. Factors such as domestic and foreign (non-U.S.) economic growth and market conditions, real or perceived adverse economic or political conditions, inflation, changes in interest rate levels, lack of liquidity in the bond or other markets, volatility in the equities market or other securities markets or adverse investor sentiment and political events affect the securities markets. U.S. and foreign stock markets have experienced periods of substantial price volatility in the past and may do so again in the future. Securities markets also may experience long periods of decline in value. A change in financial condition or other event affecting a single issuer or market may adversely impact securities markets as a whole. Rates of inflation have recently risen. The value of assets or income from an investment may be worth less in the future as inflation decreases the value of money. As inflation increases, the real value of the Fund's assets can decline as can the value of the Fund's distributions. When the value of the Fund's investments goes down, your investment in the Fund decreases in value and you could lose money.

Local, state, regional, national or global events such as war, acts of terrorism, the spread of infectious illness or other public health issues, recessions, or other events could have a significant impact on the Fund and its investments and could result in decreases to the Fund's net asset value. Political, geopolitical, natural and other events, including war, terrorism, trade disputes, government shutdowns, market closures, natural and environmental disasters, epidemics, pandemics and other public health crises and related events and governments' reactions to such events have led, and in the future may lead, to economic uncertainty, decreased economic activity, increased market volatility and other disruptive effects on U.S. and global economies and markets. Such events may have significant adverse direct or indirect effects on the Fund and its investments. For example, a widespread health crisis such as a global pandemic could cause substantial market volatility, exchange trading suspensions and closures, impact the ability to complete redemptions, and affect Fund performance. A health crisis may exacerbate other pre-existing political, social and economic risks. In addition, the increasing interconnectedness of markets around the world may result in many markets being affected by events or conditions in a single country or region or events affecting a single or small number of issuers.

- *Active Trading Risk.* A higher portfolio turnover due to active and frequent trading will result in higher transaction and brokerage costs associated with the turnover which may reduce the Fund's return, unless the securities traded can be bought and sold without corresponding commission costs. Active trading of securities may also increase the Fund's realized capital gains and losses, which may affect the taxes you pay as a Fund shareholder.
- *Volatility Risk.* The Fund's investments may appreciate or decrease significantly in value over short periods of time. The value of an investment in the Fund's portfolio may fluctuate due to factors that affect markets generally or that affect a particular industry or sector. The value of an investment in the Fund's portfolio may also be more volatile than the market as a whole. This volatility may affect the Fund's net asset value per share, including by causing it to experience significant increases or declines in value over short periods of time. Events or financial circumstances affecting individual investments, industries or sectors may increase the volatility of the Fund.
- *ETF Structure Risks.* The Fund is structured as an ETF and as a result is subject to special risks, including:
 - *Not Individually Redeemable.* Shares are not individually redeemable and may be redeemed by the Fund at NAV only in large blocks known as "Creation Units." You may incur brokerage costs purchasing enough shares to constitute a Creation Unit.
 - *Trading Issues.* Trading in shares on the New York Stock Exchange (the "NYSE") may be halted due to market conditions or for reasons that, in the view of the Exchange, make trading in shares inadvisable, such as extraordinary market volatility. There can be no assurance that shares will continue to meet the listing requirements of the Exchange. An active trading market for the Fund's shares may not be developed or maintained. If the Fund's shares are traded outside a collateralized settlement system, the number of financial institutions that can act as authorized participants that can post collateral on an agency basis is limited, which may limit the market for the Fund's shares.

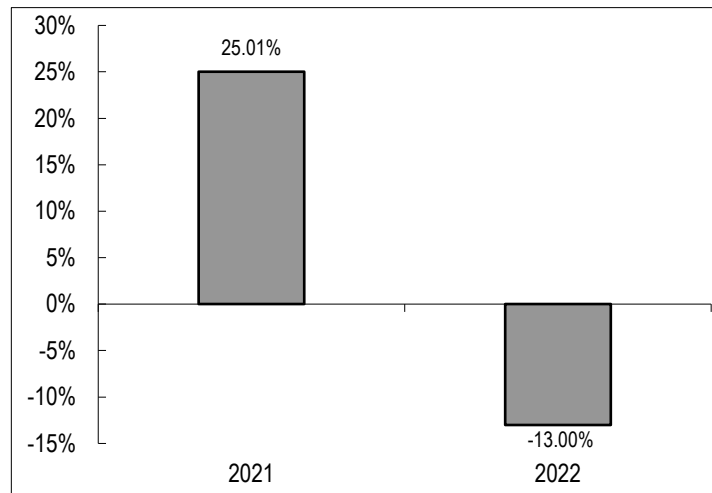
- *Market Price Variance Risk.* The market prices of shares will fluctuate in response to changes in NAV and supply and demand for shares and will include a “bid-ask spread” charged by the exchange specialists, market makers or other participants that trade the particular security. There may be times when the market price and the NAV vary significantly. This means shares may trade at a discount or premium to NAV. If a shareholder purchases shares at a time when the market price is at a premium to the NAV or sells shares at a time when the market price is at a discount to NAV, the shareholder may sustain losses if the shares are sold at a price that is less than the price paid by the shareholder for the shares.
 - In times of market stress, such as what was experienced during the COVID-19 pandemic, market makers may step away from their role market making in shares of ETFs and in executing trades, which can lead to differences between the market value of Fund shares and the Fund’s net asset value.
 - The market price for the Fund’s shares may deviate from the Fund’s net asset value, particularly during times of market stress, with the result that investors may pay significantly more or significantly less for Fund shares than the Fund’s net asset value, which is reflected in the bid and ask price for Fund shares or in the closing price.
 - When all or a portion of an ETFs underlying securities trade in a market that is closed when the market for the Fund’s shares is open, there may be changes from the last quote of the closed market and the quote from the Fund’s domestic trading day, which could lead to differences between the market value of the Fund’s shares and the Fund’s net asset value.
 - In stressed market conditions the market for the Fund’s shares may become less liquid in response to the deteriorating liquidity of the Fund’s portfolio. This adverse effect on the liquidity of the Fund’s shares may, in turn, lead to differences between the market value of the Fund’s shares and the Fund’s net asset value.
- *Quantitative Investing Risk.* The Adviser may use proprietary computer trading modeling systems to implement its investment strategies for the Fund. Investments selected using these models may perform differently than the market as a whole or from their expected performance as a result of the factors used in the models, the weight placed on each factor, changes from the factors’ historical trends and technical issues in the construction and implementation of the models. There is no assurance that the models are complete or accurate, or representative of future market cycles, nor will they necessarily be beneficial to the Fund if they are accurate. These systems may negatively affect Fund performance for various reasons, including human judgment, inaccuracy of historical data and non-quantitative factors (such as market or trading system dysfunctions, investor fear or over-reaction).
- *Equity Risk.* Equity securities are susceptible to general market fluctuations, volatile increases and decreases in value as market confidence in and perceptions of their issuers change and unexpected trading activity among retail investors. Factors that may influence the price of equity securities include developments affecting a specific company or industry, or the changing economic, political or market conditions.
- *Authorized Participant Concentration Risk.* To the extent that authorized participants are unable or otherwise unavailable to proceed with creation and/or redemption orders and no other authorized participant is able to create or redeem in their place, shares may trade at a discount to net asset value (“NAV”) and may face delisting.
- *Cash Positions Risk.* The Fund may hold a significant position in cash and/or cash equivalent securities. When the Fund’s investment in cash or cash equivalent securities increases, the Fund may not participate in market advances or declines to the same extent that it would if the Fund were more fully invested.
- *Cybersecurity Risk.* There is risk to the Fund of an unauthorized breach and access to fund assets, customer data (including private shareholder information), or proprietary information, or the risk of an incident occurring that causes the Fund or its Service Providers to suffer data breaches, data corruption or lose operational functionality. Successful cyber-attacks or other cyber-failures or events affecting the Fund or its Service Providers may adversely impact the Fund or its shareholders.
- *Fluctuation of Net Asset Value Risk.* Unlike conventional ETFs, the Fund is not an index fund. The Fund is actively managed and does not seek to replicate the performance of a specified index. The NAV of the Fund’s shares will generally fluctuate with changes in the market value of the Fund’s holdings. The market prices of the shares will generally fluctuate in accordance with changes in NAV as well as the relative supply of and demand for the shares on the Exchange. The Adviser cannot predict whether the shares will trade below, at or above their NAV. Price differences may be due, in large part, to the fact that supply and demand forces at work in the secondary trading market for the shares will be closely related to, but not identical to, the same forces influencing the prices of the Fund’s holdings trading individually or in the aggregate at any point in time. Actively managed ETFs have a limited trading history and, therefore, there can be no assurance as to whether and/or the extent to which the shares will trade at premiums or discounts to NAV.
- *Focus Risk.* The Fund generally expects to invest in approximately 30 stocks at any given time, and as a result, the Fund’s performance may be more volatile than the performance of funds holding more securities.

- *Gap Risk.* The Fund is subject to the risk that a stock price or derivative value will change dramatically from one level to another with no trading in between and/or before the Fund can exit the investment. Usually such movements occur when there are adverse news announcements, which can cause a stock price or derivative value to drop substantially from the previous day's closing price. Trading halts may lead to gap risk. Trading halts may lead to gap risk.
- *Investment Companies and ETFs Risk.* When the Fund invests in other investment companies, including ETFs, it will bear additional expenses based on its pro rata share of the other investment company's or ETF's operating expenses, including the management fees of the investment company or ETF in addition to those paid by the Fund. The risk of owning an investment company or ETF generally reflects the risks of owning the underlying investments the investment company or ETF holds. The Fund also will incur brokerage costs when it purchases and sells ETFs. The Fund may invest in inverse ETFs, which may result in increased volatility and will magnify the Fund's losses or gains. During periods of market volatility, inverse ETFs may not perform as expected.
- *Management Risk.* The Fund's investment strategies may not result in an increase in the value of your investment or in overall performance equal to other similar investment vehicles having similar investment strategies. In addition, the Fund's tactical asset allocation strategy may be unsuccessful and may cause the Fund to miss attractive investment opportunities while in a defensive position.
- *Market Capitalization Risk.* The Fund's anticipated weighting towards larger-sized companies subjects the Fund to the risk that larger companies may not be able to attain the high growth rates of successful smaller companies, especially during strong economic periods, and that they may be less capable of responding quickly to competitive challenges and industry changes. Because the Fund may invest in companies of any size, its share price could be more volatile than a fund that invests only in large companies. Small and medium-sized companies typically have less experienced management, narrower product lines, more limited financial resources, and less publicly available information than larger companies. The earnings and prospects of small and medium sized companies are more volatile than larger companies and may experience higher failure rates than larger companies.
- *Market Events Risk.* There has been increased volatility, depressed valuations, decreased liquidity and heightened uncertainty in the financial markets during the past several years, including what was experienced in 2020. These conditions are an inevitable part of investing in capital markets and may continue, recur, worsen or spread. The U.S. government and the Federal Reserve, as well as certain foreign governments and central banks, took steps to support financial markets, including by lowering interest rates to historically low levels. This and other government intervention may not work as intended, particularly if the efforts are perceived by investors as being unlikely to achieve the desired results. The U.S. government and the Federal Reserve have recently reduced market support activities, including by increasing interest rates. Such reduction, including interest rate increases, could negatively affect financial markets generally, increase market volatility and reduce the value and liquidity of securities in which the Fund invests. Policy and legislative changes in the United States and in other countries may also contribute to decreased liquidity and increased volatility in the financial markets. The impact of these influences on the markets, and the practical implications for market participants, may not be fully known for some time.
- *Money Market Instrument Risk.* The value of money market instruments may be affected by changing interest rates and by changes in the credit ratings of the investments. An investment in a money market fund is not insured or guaranteed by the FDIC or any other government agency. It is possible to lose money by investing in a money market fund. Recently, the SEC proposed amendments to money market fund rules intended to address potential systemic risks associated with money market funds and to improve transparency for money market fund investors. The money market fund reforms may impact the structure, operations and return potential of the money market funds in which the Fund invests.
- *New Fund Risk.* The Fund is recently formed. Investors bear the risk that the Fund may not grow to or maintain economically viable size, may not be successful in implementing its investment strategy, and may not employ a successful investment strategy, any of which could result in the Fund being liquidated at any time without shareholder approval and/or at a time that may not be favorable for certain shareholders. Such a liquidation could have negative tax consequences for shareholders.
- *Rules-Based Strategy Risk.* A rules-based investment strategy may not be successful on an ongoing basis or could contain unknown errors. In addition, the data used may be inaccurate or the computer programming used to create a rules-based investment strategy might contain one or more errors. Moreover, during periods of increased volatility or changing market conditions the commonality of portfolio holdings and similarities between strategies of rules-based managers may amplify losses.

- *Sector Risk.* The risk that if the Fund invests a significant portion of its total assets in certain issuers within the same economic sector, an economic, business or political development or natural or other event, including war, terrorism, natural and environmental disasters, epidemics, pandemics and other public health crisis, adversely affecting that sector may affect the value of the Fund's investments more than if the Fund's investments were not so concentrated.
- *Tactical Overlay Strategy Risk.* The Adviser employs a multi-factor tactical risk management overlay that seeks to identify periods of above average risk and exit positions in equity securities during such periods of above average risk. The failure of the overlay strategy to timely or properly identify periods of above average risk may prevent the Fund from avoiding losses in bad markets or may cause the Fund to miss gains in good markets.
- *U.S. Government Securities Risk.* The U.S. government is not obligated to provide financial support to its agencies, instrumentalities or sponsored enterprises if it is not obligated to do so by law. Certain U.S. government securities purchased by the Fund may not be backed by the full faith and credit of the United States. It is possible that the issuers of such securities will not have the funds to meet their payment obligations in the future.

Performance: The bar chart and performance table below show the variability of the Fund's returns, which is some indication of the risks of investing in the Fund by comparing the Fund's performance with a broad measure of market performance. The bar chart shows performance of the Fund's shares for each calendar year since the Fund's inception. The performance table compares the performance of the Fund over time to the performance of a broad-based securities market index. You should be aware that the Fund's past performance (before and after taxes) is not necessarily an indication of how the Fund will perform in the future. Updated performance information will be available at no cost by visiting www.leadersharetfs.com or by calling 1-480-757-4277.

Performance Bar Chart For Calendar Years Ended December 31st:



Highest Quarter:	03/31/2021	10.48%
Lowest Quarter:	06/30/2022	-13.81%

**Performance Table
Average Annual Total Returns
(For the year ended December 31, 2022)**

	One Year	Since Inception⁽¹⁾
Return before taxes	-13.00%	12.26%
Return after taxes on Distributions	-13.07%	11.96%
Return after taxes on Distributions and Sale of Fund Shares	-7.64%	9.45%
S&P 500 Index ⁽²⁾	-18.11%	7.37%

(1) Inception date is October 26, 2020

(2) The S&P 500 Index is a market-capitalization-weighted index of the 500 largest U.S. publicly traded companies. The S&P 500 Index is a float-weighted index, meaning company market capitalizations are adjusted by the number of shares available for public trading. Investors cannot invest directly in an index or benchmark. Index returns are gross of any fees, brokerage commissions or other expenses of investing.

Investment Adviser: Redwood Investment Management, LLC (the “Adviser”) serves as investment adviser to the Fund.

Portfolio Manager: The Fund is managed by a team comprised of Michael T. Messinger, Portfolio Manager and Managing Partner of Redwood, Richard M. Duff, Portfolio Manager and Managing Partner of Redwood, and Michael T. Cheung, Portfolio Manager and Managing Partner. Mr. Messinger, Mr. Duff, and Mr. Cheung have managed the Fund since its inception in October, 2020.

Purchase and Sale of Fund Shares: The Fund will issue and redeem shares at NAV only in large blocks of 25,000 shares (each block of shares is called a “Creation Unit”). Creation Units are issued and redeemed for cash and/or in-kind for securities. Except when aggregated in Creation Units, the shares are not redeemable securities of the Fund.

Shares of the Fund are listed for trading on the New York Stock Exchange (“NYSE”) (the “Exchange”) and trade at market prices rather than NAV. Individual shares of the Fund may only be purchased and sold in secondary market transactions through a broker or dealer at market price. Because shares trade at market prices, rather than NAV, shares of the Fund may trade at a price that is greater than NAV (*i.e.*, a premium), or less than NAV (*i.e.*, a discount).

An investor may incur costs attributable to the difference between the highest price a buyer is willing to pay to purchase shares of the Fund (bid) and the lowest price a seller is willing to accept for shares of the Fund (ask) when buying or selling shares in the secondary market (the “bid-ask spread”).

Recent information, including information about the Fund’s NAV, market price, premiums and discounts, and bid-ask spreads, is included on the Fund’s website at www.leadersharetfs.com.

Tax Information: The Fund’s distributions generally will be taxable at ordinary income or long-term capital gain rates. A sale of shares may result in capital gain or loss.

Payments to Broker-Dealers and Other Financial Intermediaries: If you purchase shares of the Fund through a broker-dealer or other financial intermediary (such as a bank), the Fund and its related companies, including the Adviser, may pay the intermediary for the sale of Fund shares and related services. These payments may create a conflict of interest by influencing the broker-dealer or other intermediary and your salesperson to recommend the Fund over another investment. Ask your salesperson or visit your financial intermediary’s website for more information.

FUND SUMMARY – LEADERSHARES® ALPHAFACOR® US CORE EQUITY ETF

Investment Objective: The LeaderShares® AlphaFactor® US Core Equity ETF (the “AlphaFactor® US Core Equity ETF” or the “Fund”) seeks to provide investment results that correspond generally, before fees and expenses, to the performance of the AlphaFactor® US Core Equity Index.

Fees and Expenses of the Fund: This table describes the fees and expenses that you may pay if you buy, hold and sell shares of the Fund. You may pay other fees, such as brokerage commissions and other fees to financial intermediaries, which are not reflected in the table and Example below.

Annual Fund Operating Expenses (expenses that you pay each year as a percentage of the value of your investment)	
Management Fee ⁽¹⁾	0.75%
Distribution and Service(12b-1) Fees	0.00%
Other Expenses	0.00%
Total Annual Fund Operating Expenses	0.75%

- (1) The Fund’s adviser provides investment advisory service, and pays most of the Fund’s operating expenses (except all brokerage fees and commissions, taxes, borrowing costs (such as dividend expense on securities sold short and interest), fees and expenses of other investment companies in which the Fund may invest, or extraordinary expenses such as litigation) in return for a “unitary fee.”

Example: This Example is intended to help you compare the cost of investing in the Fund with the cost of investing in other funds.

The Example assumes that you invest \$10,000 in the Fund for the time periods indicated and then redeem all of your shares at the end of those periods. The Example also assumes that your investment has a 5% return each year and that the Fund’s operating expenses remain the same. Although your actual costs may be higher or lower, based upon these assumptions your costs would be:

1 Year	3 Years	5 Years	10 Years
\$77	\$240	\$417	\$930

Portfolio Turnover: The Fund pays transaction costs, such as commissions, when it buys and sells securities (or “turns over” its portfolio). A higher portfolio turnover rate may indicate higher transaction costs and may result in higher taxes when Fund shares are held in a taxable account. These costs, which are not reflected in annual fund operating expenses or in the Example, affect the Fund’s performance. For the fiscal year ended October 31, 2022 the Fund’s portfolio turnover rate was 150% of the average value of its portfolio.

Principal Investment Strategies: The Fund seeks to replicate the Adviser’s proprietary index, the AlphaFactor® US Core Equity Index (the “Index”). The Index utilizes a quantitative rules-based investment methodology that applies a multi-factor ranking process and is focused on the largest 1,000 U.S. common stocks based on market capitalization. Companies within this group of top 1,000 market capitalization may be considered large or mid-cap companies. As of January 31, 2023, the market capitalization range of this universe of companies is between \$470 million and over \$2.2 trillion. Due to future market fluctuations, the market capitalization of this universe may be lower or higher at any given time. The methodology selects stocks based on a number of characteristics that include, but are not limited to, net share count reduction, free cash flow growth, and debt/asset ratios. The final selection of stocks is based on market characteristics including, but not limited to, liquidity and market capitalization.

Under normal circumstances, at least 80% of the Fund’s net assets, including any borrowings for investment purposes, will be invested in a diversified portfolio of equity securities of U.S. common stocks included in the Index. The Fund may also invest up to 20% of its assets in securities and other instruments not included in its Index but which the Adviser believes will help the Fund track its Index.

As of December 31, 2022, the Index was comprised of one hundred issuers. It is rebalanced to equal weight and reconstituted on a quarterly basis. The composition of the Index will change over time.

The Fund uses as its index calculation agent Solactive, AG (“Calculation Agent”), an organization that is independent of the Fund and the Adviser. The Adviser determines the composition and relative weightings of the securities in the Index and the Calculation Agent publishes information regarding the market value of the Index.

The Fund uses a “passive” or indexing approach to attempt to approximate the investment performance of the Index by investing in a portfolio of securities that generally replicates the Index. The Fund may concentrate its investments in certain sectors, which may include the information technology sector, industrials sector, consumer discretionary sector, and financials sector, to the extent that the Index concentrates in such sectors.

Principal Investment Risks. As with all funds, there is the risk that you could lose money through your investment in the Fund. The Fund is not intended to be a complete investment program but rather one component of a diversified investment portfolio. An investment in the Fund is not guaranteed to achieve its investment objective; is not a deposit with a bank; is not insured, endorsed or guaranteed by the Federal Deposit Insurance Corporation or any other government agency; and is subject to investment risks. The value of your investment in the Fund, as well as the amount of return you receive on your investment may fluctuate significantly. You may lose part or all of your investment in the Fund or your investment may not perform as well as other similar investments. Many factors affect the Fund's net asset value and performance. Each risk summarized below is a principal risk of investing in the Fund and different risks may be more significant at different times depending upon market conditions or other factors.

- *Market Risk.* Overall market risk may affect the value of individual instruments in which the Fund invests. The Fund is subject to the risk that the securities markets will move down, sometimes rapidly and unpredictably, based on overall economic conditions and other factors, which may negatively affect the Fund's performance. Factors such as domestic and foreign (non-U.S.) economic growth and market conditions, real or perceived adverse economic or political conditions, inflation, changes in interest rate levels, lack of liquidity in the bond and other markets, volatility in the equities market or adverse investor sentiment affect the securities markets and political events affect the securities markets. U.S. and foreign stock markets have experienced periods of substantial price volatility in the past and may do so again in the future. Securities markets also may experience long periods of decline in value. A change in financial condition or other event affecting a single issuer or market may adversely impact securities markets as a whole. Rates of inflation have recently risen. The value of assets or income from an investment may be worth less in the future as inflation decreases the value of money. As inflation increases, the real value of the Fund's assets can decline as can the value of the Fund's distributions. When the value of the Fund's investments goes down, your investment in the Fund decreases in value and you could lose money.

Local, state, regional, national or global events such as war, acts of terrorism, the spread of infectious illness or other public health issues, recessions, or other events could have a significant impact on the Fund and its investments and could result in decreases to the Fund's net asset value. Political, geopolitical, natural and other events, including war, terrorism, trade disputes, government shutdowns, market closures, natural and environmental disasters, epidemics, pandemics and other public health crises and related events and governments' reactions to such events have led, and in the future may lead, to economic uncertainty, decreased economic activity, increased market volatility and other disruptive effects on U.S. and global economies and markets. Such events may have significant adverse direct or indirect effects on the Fund and its investments. For example, a widespread health crisis such as a global pandemic could cause substantial market volatility, exchange trading suspensions and closures, impact the ability to complete redemptions, and affect Fund performance. A health crisis may exacerbate other pre-existing political, social and economic risks. In addition, the increasing interconnectedness of markets around the world may result in many markets being affected by events or conditions in a single country or region or events affecting a single or small number of issuers.

- *Equity Risk.* Equity securities are susceptible to general market fluctuations, volatile increases and decreases in value as market confidence in and perceptions of their issuers change and unexpected trading activity among retail investors. Factors that may influence the price of equity securities include developments affecting a specific company or industry, or the changing economic, political or market conditions.
- *Index Tracking Error Risk.* As with all index funds, the performance of the Fund and the Index may differ from each other for a variety of reasons. For example, the Fund incurs operating expenses and portfolio transaction costs not incurred by the Index. In addition, the Fund may not be fully invested in the securities of the Index at all times, may deviate from the relative weightings of the Index or may hold securities not included in the Index. Tracking error risk may be heightened during times of market volatility or other unusual market conditions.
- *Market Events Risk.* There has been increased volatility, depressed valuations, decreased liquidity and heightened uncertainty in the financial markets during the past several years including what was experienced in 2020. These conditions may continue, recur, worsen or spread. The U.S. government and the Federal Reserve, as well as certain foreign governments and central banks, took steps to support financial markets, including by lowering interest rates to historically low levels. This and other government intervention may not work as intended, particularly if the efforts are perceived by investors as being unlikely to achieve the desired results. The U.S. government and the Federal Reserve have recently reduced market support activities including by increasing interest rates. Such reduction, including interest rate increases, could negatively affect financial markets generally, increase market volatility and reduce the value and liquidity of securities in which the Fund invests. Policy and legislative changes in the United States and in other countries may also contribute to decreased liquidity and increased volatility in the financial markets. The impact of these influences on the markets, and the practical implications for market participants, may not be fully known for some time.
- *Market Capitalization Risk.* The Fund's anticipated weighting towards larger-sized companies subjects the Fund to the risk that larger companies may not be able to attain the high growth rates of successful smaller companies, especially during strong economic periods, and that they may be less capable of responding quickly to competitive challenges and industry changes. Because the Fund may invest in companies of any size, its share price could be more volatile than a fund that invests only in large companies. Small and medium-sized companies typically have less experienced management, narrower product lines, more limited financial resources, and less publicly available information than larger companies. The earnings and prospects of small and medium sized companies are more volatile than larger companies and may experience higher failure rates than larger companies. Medium sized companies normally have a lower trading volume than larger companies, which may tend to make their market price fall more disproportionately than larger companies in response to selling pressures.

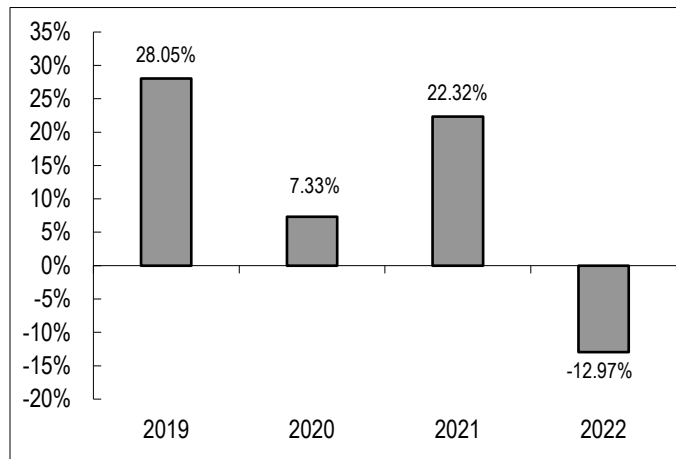
- *Rules-Based Strategy Risk.* A rules-based investment strategy may not be successful on an ongoing basis or could contain unknown errors. In addition, the data used may be inaccurate or the computer programming used to create a rules-based investment strategy might contain one or more errors. Moreover, during periods of increased volatility or changing market conditions the commonality of portfolio holdings and similarities between strategies of rules-based managers may amplify losses.
- *Active Trading Risk.* A higher portfolio turnover may result in higher transaction and brokerage costs associated with the turnover which may reduce the Fund's return, unless the securities traded can be bought and sold without corresponding commission costs. Active trading of securities may also increase the Fund's realized capital gains and losses, which may affect the taxes you pay as a Fund shareholder.
- *Authorized Participant Concentration Risk.* To the extent that authorized participants are unable or otherwise unavailable to proceed with creation and/or redemption orders and no other authorized participant is able to create or redeem in their place, shares may trade at a discount to net asset value (NAV) and may face delisting.
- *Calculation Methodology Risk.* The Index relies on various sources of information to assess the criteria of issuers included in the Index, including information that may be based on assumptions and estimates. Neither the Fund, the Adviser, nor the Calculation Agent can offer assurances that the Index's calculation methodology or sources of information will provide an accurate assessment of included issuers or correct valuation of securities, nor can they guarantee the availability or timeliness of the production of the Index.
- *Concentration Risk.* If the Fund invests a significant portion of its total assets in certain issuers within the same economic sector, an adverse economic, business or political development affecting that sector may affect the value of the Fund's investments more than if the Fund's investments were not so concentrated.
- *Consumer Discretionary Sector Risk.* The success of consumer product manufacturers and retailers is tied closely to the performance of domestic and international economies, interest rates, exchange rates, competition, consumer confidence, changes in demographics and consumer preferences. Companies in the consumer discretionary sector depend heavily on disposable household income and consumer spending, and may be strongly affected by social trends and marketing campaigns. These companies may be subject to severe competition, which may have an adverse impact on their profitability. In addition, the impact of any epidemic, pandemic or natural disaster, or widespread fear that such events may occur, could negatively affect the global economy and, in turn, negatively affect companies in the consumer discretionary sector. A recent example is the negative impact on the consumer discretionary sector of the aggressive measures taken worldwide by governments in response to COVID-19, including closing borders, restricting international and domestic travel, and the imposition of prolonged quarantines of large populations, and by businesses, including changes to operations and reducing staff.
- *ETF Structure Risks.* The Fund is structured as an ETF and as a result is subject to special risks, including:
 - *Not Individually Redeemable.* Shares are not individually redeemable and may be redeemed by the Fund at NAV only in large blocks known as "Creation Units." You may incur brokerage costs purchasing enough shares to constitute a Creation Unit.
 - *Trading Issues.* Trading in shares on the Exchange may be halted due to market conditions or for reasons that, in the view of the Exchange, make trading in shares inadvisable, such as extraordinary market volatility. There can be no assurance that shares will continue to meet the listing requirements of the Exchange. An active trading market for the Fund's shares may not be developed or maintained. If the Fund's shares are traded outside a collateralized settlement system, the number of financial institutions that can act as authorized participants that can post collateral on an agency basis is limited, which may limit the market for the Fund's shares.
 - *Market Price Variance Risk.* The market prices of shares will fluctuate in response to changes in NAV and supply and demand for shares and will include a "bid-ask spread" charged by the exchange specialists, market makers or other participants that trade the particular security. There may be times when the market price and the NAV vary significantly. This means that shares may trade at a discount or premium to NAV. If a shareholder purchases shares at a time when the market price is at a premium to the NAV or sells shares at a time when the market price is at a discount to NAV, the shareholder may sustain losses if the shares are sold at a price that is less than the price paid by the shareholders for the shares.
 - In times of market stress, such as what was experienced during the COVID-19 pandemic, market makers may step away from their role market making in shares of ETFs and in executing trades, which can lead to differences between the market value of Fund shares and the Fund's net asset value.
 - The market price for the Fund's shares may deviate from the Fund's net asset value, particularly during times of market stress, with the result that investors may pay significantly more or significantly less for Fund shares than the Fund's net asset value, which is reflected in the bid and ask price for Fund shares or in the closing price.
 - When all or a portion of an ETFs underlying securities trade in a market that is closed when the market for the Fund's shares is open, there may be changes from the last quote of the closed market and the quote from the Fund's domestic trading day, which could lead to differences between the market value of the Fund's shares and the Fund's net asset value.
 - In stressed market conditions, the market for the Fund's shares may become less liquid in response to the deteriorating liquidity of the Fund's portfolio. This adverse effect on the liquidity of the Fund's shares may, in turn, lead to differences between the market value of the Fund's shares and the Fund's net asset value.

- *Financials Sector Risk.* The financials sector includes companies in the banks, capital markets, diversified financials, and insurance industry groups. Performance of companies in the financials sector may be adversely impacted by many factors, including, among others, changes in government regulations, economic conditions, and interest rates, credit rating downgrades, and decreased liquidity in credit markets. The extent to which the Fund may invest in a company that engages in securities-related activities or banking is limited by applicable law. The impact of changes in capital requirements and recent or future regulation of any individual financial company, or of the financials sector as a whole, cannot be predicted. In recent years, cyber-attacks and technology malfunctions and failures have become increasingly frequent in this sector and have caused significant losses to companies in this sector, which may negatively impact the Fund.
- *Fluctuation of Net Asset Value Risk.* The NAV of the Fund's shares will generally fluctuate with changes in the market value of the Fund's holdings. The market prices of the shares will generally fluctuate in accordance with changes in NAV as well as the relative supply of and demand for the shares on the Exchange. The Adviser cannot predict whether the shares will trade below, at or above their NAV. Price differences may be due, in large part, to the fact that supply and demand forces at work in the secondary trading market for the shares will be closely related to, but not identical to, the same forces influencing the prices of the Fund's holdings trading individually or in the aggregate at any point in time.
- *Gap Risk.* The Fund is subject to the risk that a stock price or derivative value will change dramatically from one level to another with no trading in between and/or before the Fund can exit the investment. Usually such movements occur when there are adverse news announcements, which can cause a stock price or derivative value to drop substantially from the previous day's closing price. Trading halts may lead to gap risk.
- *Industrials Sector Risk.* The industrials sector includes companies in the commercial and professional services and transportation industry groups, including companies engaged in the business of human capital management, business research and consulting, air freight and logistics, airlines, maritime shipping and transportation, railroads and trucking, transportation infrastructure, and aerospace and defense. The value of securities issued by companies in the industrials sector may be adversely affected by supply and demand changes related to their specific products or services and industrials sector products in general. The products of manufacturing companies may face obsolescence due to rapid technological developments and frequent new product introduction. Global events and changes in government regulations, economic conditions and exchange rates may adversely affect the performance of companies in the industrials sector. Companies in the industrials sector may be adversely affected by liability for environmental damage and product liability claims. The industrials sector may also be adversely affected by changes or trends in commodity prices, which may be influenced by unpredictable factors. Companies in the industrials sector, particularly aerospace and defense companies, may also be adversely affected by government spending policies because companies in this sector tend to rely to a significant extent on government demand for their products and services.
- *Information Technology Sector Risk.* Information technology companies face intense competition, both domestically and internationally, which may have an adverse effect on their profit margins. Like other technology companies, information technology companies may have limited product lines, markets, financial resources or personnel. The products of information technology companies may face obsolescence due to rapid technological developments, frequent new product introduction, unpredictable changes in growth rates and competition for the services of qualified personnel. Companies in the information technology sector are heavily dependent on patent and intellectual property rights. The loss or impairment of these rights may adversely affect the profitability of these companies.
- *Management Risk.* The risk that a strategy used by the Fund's investment adviser may fail to produce the intended results or that imperfections, errors or limitations in the tools and data used by the investment adviser may cause unintended results. Management risk includes the risk that the quantitative model used by the Fund's investment adviser may not perform as expected, particularly in volatile markets.
- *Passive Investment Risk.* The Fund is not actively managed and its Adviser would not sell shares of an equity security due to current or projected underperformance of a security, industry, or sector, unless that security is removed from the Index or the selling of shares of that security is otherwise required upon a reconstitution of the Index as addressed in the Index methodology. The Fund invests in securities included in, or representative of securities included in, the Index, regardless of their investment merits. The Fund does not take defensive positions under any market conditions, including conditions that are adverse to the performance of the Fund.
- *Portfolio Turnover Risk.* The Fund may experience high portfolio turnover, including investments made on a shorter-term basis, which may lead to increased Fund expenses that may result in lower investment returns. A higher portfolio turnover may result in higher transactional and brokerage costs. High portfolio turnover may also result in higher short-term capital gains taxable to shareholders.
- *Retail Sector Risk.* Retail and related industries can be significantly affected by the performance of the domestic and international economy, consumer confidence and spending, intense competition, changes in demographics, and changing consumer tastes and preferences. In addition, the impact of any epidemic, pandemic or natural disaster, or widespread fear that such events may occur, could negatively affect the global economy and, in turn, negatively affect companies in the retail sector. A recent example is the negative impact on the retail sector of the aggressive measures taken worldwide by governments in response to COVID-19, including closing borders, restricting international and domestic travel, and the imposition of prolonged quarantines of large populations, and by businesses, including changes to operations and reducing staff.

- **Volatility Risk.** The Fund’s investments may appreciate or decrease significantly in value over short periods of time. The value of an investment in the Fund’s portfolio may fluctuate due to factors that affect markets generally or that affect a particular industry or sector. The value of an investment in the Fund’s portfolio may also be more volatile than the market as a whole. This volatility may affect the Fund’s net asset value per share, including by causing it to experience significant increases or declines in value over short periods of time. Events or financial circumstances affecting individual investments, industries or sectors may increase the volatility of the Fund.

Performance: The bar chart and performance table below show the variability of the Fund’s returns, which is some indication of the risks of investing in the Fund by showing changes in the Fund’s performance from year to year and by showing the Fund’s one-year and since inception performance compared with those of a broad measure of market performance. The bar chart shows performance of the Fund’s shares for each calendar year since the Fund’s inception. The performance table compares the performance of the Fund over time to the performance of a broad-based securities market index. You should be aware that the Fund’s past performance (before and after taxes) is not necessarily an indication of how the Fund will perform in the future. Updated performance information will be available at no cost by visiting www.leadersharetfs.com or by calling 1-480-757-4277.

Performance Bar Chart For Calendar Years Ended December 31st:



Highest Quarter:	06/30/2020	23.65%
Lowest Quarter:	03/31/2020	-29.26%

**Performance Table
Average Annual Total Returns
(For the year ended December 31, 2022)**

	One Year	Since Inception⁽¹⁾
Return before taxes	-12.97%	5.21%
Return after taxes on Distributions	-13.17%	5.03%
Return after taxes on Distributions and Sale of Fund Shares	-7.54%	4.03%
S&P 500 Index ⁽²⁾	-18.11%	8.49%
AlphaFactor® US Core Equity Index ⁽³⁾ (reflects no deductions for fees, expenses or taxes)	-12.58%	6.13%

- (1) Inception date is October 1, 2018
- (2) The S&P 500 Index is a market-capitalization-weighted index of the 500 largest U.S. publicly traded companies. The S&P 500 Index is a float-weighted index, meaning company market capitalizations are adjusted by the number of shares available for public trading. Investors cannot invest directly in an index or benchmark. Index returns are gross of any fees, brokerage commissions or other expenses of investing.
- (3) The AlphaFactor® US Core Equity Index, the Fund advisor’s proprietary index, utilizes a quantitative rules-based investment methodology that applies a multi-factor ranking process and is focused on the largest 1,000 U.S. common stocks based on market capitalization. Companies within this group of the top 1,000 market capitalizations may be considered large or mid-cap companies. Investors cannot invest directly in an index or benchmark. Index returns are gross of any fees, brokerage commissions or other expenses of investing.

After-tax returns were calculated using the historical highest individual federal marginal income tax rates and do not reflect the impact of state and local taxes. Actual after-tax returns depend on an investor’s tax situation and may differ from those shown, and after-tax returns shown are not relevant to investors who hold shares of the Fund through tax-deferred arrangements, such as 401(k) plans or individual retirement accounts.

Investment Adviser: Redwood Investment Management, LLC (the “Adviser”) serves as investment adviser to the Fund.

Portfolio Managers: The Fund is jointly managed by Michael T. Messinger, Portfolio Manager and Managing Partner of Redwood, Michael T. Cheung, Portfolio Manager and Managing Partner of Redwood, and Richard M. Duff, Managing Partner of Redwood. Messrs. Messinger, Cheung and Duff have managed the Fund since it commenced operations in September 2018.

Purchase and Sale of Fund Shares: The Fund will issue and redeem shares at NAV only in large blocks of 25,000 shares (each block of shares is called a “Creation Unit”). Creation Units are issued and redeemed for cash and/or in-kind for securities. Except when aggregated in Creation Units, the shares are not redeemable securities of the Fund.

Shares of the Fund are listed for trading on the New York Stock Exchange (“NYSE” or the “Exchange”) and trade at market prices rather than NAV. Individual shares of the Fund may only be purchased and sold in secondary market transactions through a broker or dealer at market price. Because shares trade at market prices, rather than NAV, shares of the Fund may trade at a price that is greater than NAV (*i.e.*, at a premium), or less than NAV (*i.e.*, at a discount).

An investor may incur costs attributable to the difference between the highest price a buyer is willing to pay to purchase shares of the Fund (bid) and the lowest price a seller is willing to accept for shares of the Fund (ask) when buying or selling shares in the secondary market (the “bid-ask spread”).

Recent information, including information about the Fund’s NAV, market price, premiums and discounts, and bid-ask spreads, is included on the Fund’s website at www.leadersharetfs.com.

Tax Information: The Fund’s distributions generally will be taxable at ordinary income or long-term capital gain rates. A sale of shares may result in capital gain or loss.

Payments to Broker-Dealers and Other Financial Intermediaries: If you purchase the Fund through a broker-dealer or other financial intermediary (such as a bank), the Adviser and its related companies may pay the intermediary for the sale of Fund shares and related services. These payments may create a conflict of interest by influencing the broker-dealer or other intermediary and your salesperson to recommend the Fund over another investment. Ask your salesperson or visit your financial intermediary’s website for more information.

FUND SUMMARY – LEADERSHARES® EQUITY SKEW ETF

Investment Objective: The LeaderShares® Equity Skew ETF (the “Equity Skew ETF” or the “Fund”) seeks to generate long-term capital growth.

Fees and Expenses of the Fund: This table describes the fees and expenses that you may pay if you buy, hold and sell shares of the Fund. You may pay other fees, such as brokerage commissions and other fees to financial intermediaries, which are not reflected in the table and Example below.

Annual Fund Operating Expenses (expenses that you pay each year as a percentage of the value of your investment)	
Management Fee ⁽¹⁾	0.75%
Distribution (12b-1) and Service Fees	0.00%
Other Expenses	0.00%
Acquired Fund Fees and Expenses ⁽²⁾	0.06%
Total Annual Fund Operating Expenses	0.81%

- (1) The Fund’s adviser provides investment advisory service, and pays most of the Fund’s operating expenses (except all brokerage fees and commissions, taxes, borrowing costs (such as dividend expense on securities sold short and interest), fees and expenses of other investment companies in which the Fund may invest, or extraordinary expenses such as litigation) in return for a “unitary fee.”
- (2) Acquired Fund Fees and Expenses are the indirect costs of investing in other investment companies. The operating expenses in this fee table will not correlate to the expense ratio in the Fund’s financial highlights because the financial statements include only the direct operating expenses incurred by the Fund.

Example: This Example is intended to help you compare the cost of investing in the Fund with the cost of investing in other funds.

The Example assumes that you invest \$10,000 in the Fund for the time periods indicated and then redeem all of your shares at the end of those periods. The Example also assumes that your investment has a 5% return each year and that the Fund’s operating expenses remain the same. Although your actual costs may be higher or lower, based upon these assumptions your costs would be:

1 Year	3 Years	5 Years	10 Years
\$83	\$259	\$450	\$1,002

Portfolio Turnover: The Fund pays transaction costs, such as commissions, when it buys and sells securities (or “turns over” its portfolio). A higher portfolio turnover may indicate higher transaction costs and may result in higher taxes when Fund shares are held in a taxable account. These costs, which are not reflected in annual fund operating expenses or in the Example, affect the Fund’s performance. For the fiscal year ended October 31, 2022 the Fund’s portfolio turnover rate was 184% of the average value of its portfolio.

Principal Investment Strategies: The Fund is an actively managed exchange traded fund (“ETF”) that normally invests at least 80% of its net assets, including any borrowings for investment purposes, in equity securities. The Fund defines equity securities to include investments in other investment companies, such as ETFs, that invest primarily in equity securities. The Fund employs a contrarian strategy seeking to buy underperforming asset classes and/or factors and sell outperforming asset classes and/or factors based on quantitative research. The primary equity style exposure and factors are large cap growth, large cap value, small cap growth, small cap value, and emerging market equities. The weightings to these equity style exposures represented by equity securities, are determined using proprietary quantitative methodologies that include statistical skew. Skew or skewness measures the asymmetry of a return distribution between different constituents in a group. Measuring the skewness allows the Adviser to take five groups of stocks (Large Cap Growth, Large Cap Value, Small Cap Growth, Small Cap Value and Emerging Markets) and determine the relative weightings of each of these five groups based on how recent returns of such group fits into its historical distribution of returns. This measure of skewness generally leads to security groups that have recently outperformed to have reduced exposure and security groups that have recently underperformed to have increased exposure at each re-balance. The Fund will invest in equity securities with a market capitalization of at least \$1 billion.

The Fund may have a higher degree of portfolio turnover than funds that seek to replicate the performance of an index. The Fund may engage in active and frequent trading.

Principal Investment Risks: As with all funds, there is the risk that you could lose money through your investment in the Fund. The Fund is not intended to be a complete investment program but rather one component of a diversified investment portfolio. An investment in the Fund is not guaranteed to achieve its investment objective; is not a deposit with a bank; is not insured, endorsed or guaranteed by the Federal Deposit Insurance Corporation or any other government agency; and is subject to investment risks. The value of your investment in the Fund, as well as the amount of return you receive on your investment, may fluctuate significantly. You may lose part or all of your investment in the Fund or your investment may not perform as well as other similar investments. Many factors affect the Fund’s net asset value and performance. As with any fund, there is no guarantee that the Fund will achieve its goal. Each risk summarized below is a principal risk of investing in the Fund and different risks may be more significant at different times depending upon market conditions or other factors.

The Fund may be subject to the risks described below through its own direct investments and indirectly through its investments in other investment companies, such as ETFs.

- *Market Risk.* Overall market risk may affect the value of individual instruments in which the Fund invests. The Fund is subject to the risk that the securities markets will move down, sometimes rapidly and unpredictably, based on overall economic conditions and other factors, which may negatively affect the Fund's performance. Factors such as domestic and foreign (non-U.S.) economic growth and market conditions, real or perceived adverse economic or political conditions, inflation, changes in interest rate levels, lack of liquidity in the bond or other markets, volatility in the equities market or other securities markets or adverse investor sentiment and political events affect the securities markets. U.S. and foreign stock markets have experienced periods of substantial price volatility in the past and may do so again in the future. Securities markets also may experience long periods of decline in value. Securities markets also may experience long periods of decline in value. A change in financial condition or other event affecting a single issuer or market may adversely impact securities markets as a whole. Rates of inflation have recently risen. The value of assets or income from an investment may be worth less in the future as inflation decreases the value of money. As inflation increases, the real value of the Fund's assets can decline as can the value of the Fund's distributions. When the value of the Fund's investments goes down, your investment in the Fund decreases in value and you could lose money.

Local, state, regional, national or global events such as war, acts of terrorism, the spread of infectious illness or other public health issues, recessions, or other events could have a significant impact on the Fund and its investments and could result in decreases to the Fund's net asset value. Political, geopolitical, natural and other events, including war, terrorism, trade disputes, government shutdowns, market closures, natural and environmental disasters, epidemics, pandemics and other public health crises and related events and governments' reactions to such events have led, and in the future may lead, to economic uncertainty, decreased economic activity, increased market volatility and other disruptive effects on U.S. and global economies and markets. Such events may have significant adverse direct or indirect effects on the Fund and its investments. For example, a widespread health crisis such as a global pandemic could cause substantial market volatility, exchange trading suspensions and closures, impact the ability to complete redemptions, and affect Fund performance. A health crisis may exacerbate other pre-existing political, social and economic risks. In addition, the increasing interconnectedness of markets around the world may result in many markets being affected by events or conditions in a single country or region or events affecting a single or small number of issuers.

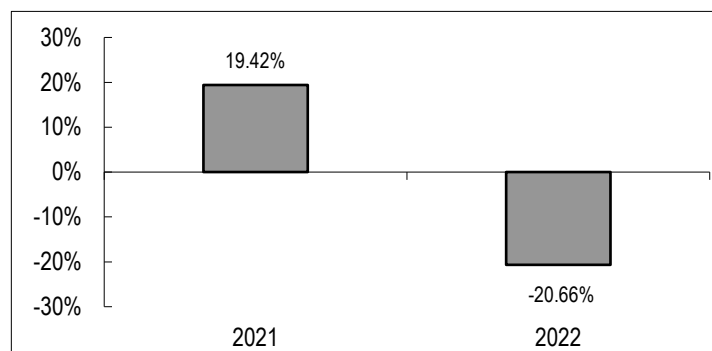
- *ETF Structure Risks.* The Fund is structured as an ETF and as a result is subject to special risks, including:
 - *Not Individually Redeemable.* Shares are not individually redeemable and may be redeemed by the Fund at NAV only in large blocks known as "Creation Units." You may incur brokerage costs purchasing enough shares to constitute a Creation Unit.
 - *Trading Issues.* Trading in shares on the New York Stock Exchange (the "NYSE") may be halted due to market conditions or for reasons that, in the view of the Exchange, make trading in shares inadvisable, such as extraordinary market volatility. There can be no assurance that shares will continue to meet the listing requirements of the Exchange. An active trading market for the Fund's shares may not be developed or maintained. If the Fund's shares are traded outside a collateralized settlement system, the number of financial institutions that can act as authorized participants that can post collateral on an agency basis is limited, which may limit the market for the Fund's shares.
 - *Market Price Variance Risk.* The market prices of shares will fluctuate in response to changes in NAV and supply and demand for shares and will include a "bid-ask spread" charged by the exchange specialists, market makers or other participants that trade the particular security. There may be times when the market price and the NAV vary significantly. This means that shares may trade at a discount to NAV. If a shareholder purchases shares at a time when the market price is at a premium to the NAV or sells shares at a time when the market price is at a discount to NAV, the shareholder may sustain losses if the shares are sold at a price that is less than the price paid by the shareholders for the shares.
 - In times of market stress, such as what was experienced during the COVID-19 pandemic, market makers may step away from their role market making in shares of ETFs and in executing trades, which can lead to differences between the market value of Fund shares and the Fund's net asset value.
 - The market price for the Fund's shares may deviate from the Fund's net asset value, particularly during times of market stress, with the result that investors may pay significantly more or significantly less for Fund shares than the Fund's net asset value, which is reflected in the bid and ask price for Fund shares or in the closing price.
 - When all or a portion of an ETFs underlying securities trade in a market that is closed when the market for the Fund's shares is open, there may be changes from the last quote of the closed market and the quote from the Fund's domestic trading day, which could lead to differences between the market value of the Fund's shares and the Fund's net asset value.
 - In stressed market conditions, the market for the Fund's shares may become less liquid in response to the deteriorating liquidity of the Fund's portfolio. This adverse effect on the liquidity of the Fund's shares may, in turn, lead to differences between the market value of the Fund's shares and the Fund's net asset value.

- *Equity Risk.* Equity securities are susceptible to general market fluctuations, volatile increases and decreases in value as market confidence in and perceptions of their issuers change and unexpected trading activity among retail investors. Factors that may influence the price of equity securities include developments affecting a specific company or industry, or the changing economic, political or market conditions.
- *Quantitative Investing Risk.* The Adviser may use proprietary computer trading modeling systems to implement its investment strategies for the Fund. Investments selected using these models may perform differently than the market as a whole or from their expected performance as a result of the factors used in the models, the weight placed on each factor, changes from the factors' historical trends and technical issues in the construction and implementation of the models. There is no assurance that the models are complete or accurate, or representative of future market cycles, nor will they necessarily be beneficial to the Fund if they are accurate. These systems may negatively affect Fund performance for various reasons, including human judgment, inaccuracy of historical data and non-quantitative factors (such as market or trading system dysfunctions, investor fear or over-reaction).
- *Authorized Participant Concentration Risk.* To the extent that authorized participants are unable or otherwise unavailable to proceed with creation and/or redemption orders and no other authorized participant is able to create or redeem in their place, shares may trade at a discount to net asset value ("NAV") and may face delisting.
- *Active Trading Risk.* A higher portfolio turnover due to active and frequent trading will result in higher transaction and brokerage costs associated with the turnover which may reduce the Fund's return, unless the securities traded can be bought and sold without corresponding commission costs. Active trading of securities may also increase the Fund's realized capital gains and losses, which may affect the taxes you pay as a Fund shareholder.
- *Cybersecurity Risk.* There is risk to the Fund of an unauthorized breach and access to fund assets, customer data (including private shareholder information), or proprietary information, or the risk of an incident occurring that causes the Fund or its Service Providers to suffer data breaches, data corruption or lose operational functionality. Successful cyber-attacks or other cyber-failures or events affecting the Fund or its Service Providers may adversely impact the Fund or its shareholders.
- *Emerging Markets Risk.* Investing in emerging markets involves not only the risks described below with respect to investing in foreign securities, but also other risks, including exposure to economic structures that are generally less diverse and mature, and to political systems that can be expected to have less stability, than those of developed countries. The typically small size of the markets may also result in a lack of liquidity and in price volatility of these securities. Emerging markets are riskier than more developed markets because they tend to develop unevenly and may never fully develop. Investments in emerging markets may be considered speculative and share the risks of foreign developed markets but to a greater extent. Emerging markets are more likely to experience hyperinflation and currency devaluations, which adversely affect returns to U.S. investors. In addition, many emerging financial markets have far lower trading volumes and less liquidity than developed markets, which may result in increased price volatility of emerging market investments. The legal remedies for investors in emerging markets may be more limited than the remedies available in the U.S., and the ability of U.S. authorities (e.g., SEC and the U.S. Department of Justice) to bring actions against bad actors may be limited.
- *Fluctuation of Net Asset Value Risk.* Unlike conventional ETFs, the Fund is not an index fund. The Fund is actively managed and does not seek to replicate the performance of a specified index. The NAV of the Fund's shares will generally fluctuate with changes in the market value of the Fund's holdings. The market prices of the shares will generally fluctuate in accordance with changes in NAV as well as the relative supply of and demand for the shares on the Exchange. The Adviser cannot predict whether the shares will trade below, at or above their NAV. Price differences may be due, in large part, to the fact that supply and demand forces at work in the secondary trading market for the shares will be closely related to, but not identical to, the same forces influencing the prices of the Fund's holdings trading individually or in the aggregate at any point in time. Actively managed ETFs have a limited trading history and, therefore, there can be no assurance as to whether and/or the extent to which the shares will trade at premiums or discounts to NAV.
- *Foreign (Non-U.S.) Investments Risk.* Foreign (non-U.S.) securities present greater investment risks than investing in the securities of U.S. issuers and may experience more rapid and extreme changes in value than the securities of U.S. companies, due to less information about foreign (non-U.S.) companies in the form of reports and ratings than about U.S. issuers; different accounting, auditing and financial reporting requirements; smaller markets; nationalization; expropriation or confiscatory taxation; currency blockage; or political changes or diplomatic developments. Foreign (non-U.S.) securities may also be less liquid and more difficult to value than securities of U.S. issuers.
- *Gap Risk.* The Fund is subject to the risk that a stock price or derivative value will change dramatically from one level to another with no trading in between and/or before the Fund can exit the investment. Usually such movements occur when there are adverse news announcements, which can cause a stock price or derivative value to drop substantially from the previous day's closing price. Trading halts may lead to gap risk.
- *Geographic and Sector Risk.* The risk that if the Fund invests a significant portion of its total assets in certain issuers within the same geographic region or economic sector, an economic, business or political development or natural or other event, including war, terrorism, natural and environmental disasters, epidemics, pandemics and other public health crisis adversely affecting that region or sector may affect the value of the Fund's investments more than if the Fund's investments were not so concentrated.

- *Investment Companies and ETFs Risk.* When the Fund invests in other investment companies, including ETFs, it will bear additional expenses based on its pro rata share of the other investment company’s or ETF’s operating expenses, including the management fees of the investment company or ETF in addition to those paid by the Fund. The risk of owning an investment company or ETF generally reflects the risks of owning the underlying investments the investment company or ETF holds. The Fund also will incur brokerage costs when it purchases and sells ETFs. The Fund may invest in inverse ETFs, which may result in increased volatility and will magnify the Fund’s losses or gains. During periods of market volatility, inverse ETFs may not perform as expected.
- *Market Capitalization Risk.* The Fund’s anticipated weighting towards larger-sized companies subjects the Fund to the risk that larger companies may not be able to attain the high growth rates of successful smaller companies, especially during strong economic periods, and that they may be less capable of responding quickly to competitive challenges and industry changes. Because the Fund may invest in companies of any size, its share price could be more volatile than a fund that invests only in large companies. Small and medium-sized companies typically have less experienced management, narrower product lines, more limited financial resources, and less publicly available information than larger companies. The earnings and prospects of small and medium sized companies are more volatile than larger companies and may experience higher failure rates than larger companies.
- *Market Events Risk.* There has been increased volatility, depressed valuations, decreased liquidity and heightened uncertainty in the financial markets during the past several years, including what was experienced in 2020. These conditions may continue, recur, worsen or spread. The U.S. government and the Federal Reserve, as well as certain foreign governments and central banks, have taken steps to support financial markets, including by lowering interest rates to historically low levels. This and other government intervention may not work as intended, particularly if the efforts are perceived by investors as being unlikely to achieve the desired results. The U.S. government and the Federal Reserve have recently reduced market support activities, including by increasing interest rates. Such reduction, including interest rate increases, could negatively affect financial markets generally, increase market volatility and reduce the value and liquidity of securities in which the Fund invests. Policy and legislative changes in the United States and in other countries may also contribute to decreased liquidity and increased volatility in the financial markets. The impact of these influences on the markets, and the practical implications for market participants, may not be fully known for some time.
- *Management Risk.* The Fund’s investment strategies may not result in an increase in the value of your investment or in overall performance equal to other similar investment vehicles having similar investment strategies. In addition, the Fund’s tactical asset allocation strategy may be unsuccessful and may cause the Fund to miss attractive investment opportunities.
- *New Fund Risk.* The Fund is recently formed. Investors bear the risk that the Fund may not grow to or maintain economically viable size, may not be successful in implementing its investment strategy, and may not employ a successful investment strategy, any of which could result in the Fund being liquidated at any time without shareholder approval and/or at a time that may not be favorable for certain shareholders. Such a liquidation could have negative tax consequences for shareholders.

Performance: The bar chart and performance table below show the variability of the Fund’s returns, which is some indication of the risks of investing in the Fund by comparing the Fund’s performance with a broad measure of market performance. The bar chart shows performance of the Fund’s shares for each calendar year since the Fund’s inception. The performance table compares the performance of the Fund over time to the performance of a broad-based securities market index. You should be aware that the Fund’s past performance (before and after taxes) is not necessarily an indication of how the Fund will perform in the future. Updated performance information will be available at no cost by visiting www.leadersharetfs.com or by calling 1-480-757-4277.

Performance Bar Chart For Calendar Years Ended December 31st:



Highest Quarter:	03/31/2021	10.71%
Lowest Quarter:	06/30/2022	-14.39%

Performance Table
Average Annual Total Returns
(For the year ended December 31, 2022)

	One Year	Since Inception⁽¹⁾
Return before taxes	-20.66%	9.62%
Return after taxes on Distributions	-20.73%	8.66%
Return after taxes on Distributions and Sale of Fund Shares	-12.18%	7.12%
S&P 500 Index ⁽²⁾	-18.11%	12.54%

(1) Inception date is May 11, 2020

(2) The S&P 500 Index is a market-capitalization-weighted index of the 500 largest U.S. publicly traded companies. The S&P 500 Index is a float-weighted index, meaning company market capitalizations are adjusted by the number of shares available for public trading. Investors cannot invest directly in an index or benchmark. Index returns are gross of any fees, brokerage commissions or other expenses of investing.

Investment Adviser: Redwood Investment Management, LLC (the “Adviser”) serves as investment adviser to the Fund.

Portfolio Manager: The Fund is managed by a team comprised of Michael T. Messinger, Portfolio Manager and Managing Partner of Redwood, Richard M. Duff, Managing Partner of Redwood, and Michael T. Cheung, Portfolio Manager and Managing Partner. Mr. Messinger, Mr. Duff, and Mr. Cheung have managed the Fund since its inception in May 2020.

Purchase and Sale of Fund Shares: The Fund will issue and redeem shares at NAV only in large blocks of 25,000 shares (each block of shares is called a “Creation Unit”). Creation Units are issued and redeemed for cash and/or in-kind for securities. Except when aggregated in Creation Units, the shares are not redeemable securities of the Fund.

Shares of the Fund are listed for trading on the New York Stock Exchange (“NYSE”) (the “Exchange”) and trade at market prices rather than NAV. Individual shares of the Fund may only be purchased and sold in secondary market transactions through a broker or dealer at market price. Because shares trade at market prices, rather than NAV, shares of the Fund may trade at a price that is greater than NAV (*i.e.*, a premium), or less than NAV (*i.e.*, a discount).

An investor may incur costs attributable to the difference between the highest price a buyer is willing to pay to purchase shares of the Fund (bid) and the lowest price a seller is willing to accept for shares of the Fund (ask) when buying or selling shares in the secondary market (the “bid-ask spread”).

Recent information, including information about the Fund’s NAV, market price, premiums and discounts, and bid-ask spreads, is included on the Fund’s website at www.leadersharetfs.com.

Tax Information: The Fund’s distributions generally will be taxable at ordinary income or long-term capital gain rates. A sale of shares may result in capital gain or loss.

Payments to Broker-Dealers and Other Financial Intermediaries: If you purchase shares of the Fund through a broker-dealer or other financial intermediary (such as a bank), the Fund and its related companies, including the Adviser, may pay the intermediary for the sale of Fund shares and related services. These payments may create a conflict of interest by influencing the broker-dealer or other intermediary and your salesperson to recommend the Fund over another investment. Ask your salesperson or visit your financial intermediary’s website for more information.

FUND SUMMARY – LEADERSHARES® DYNAMIC YIELD ETF

Investment Objective: The LeaderShares® Dynamic Yield ETF (the “Dynamic Yield ETF” or the “Fund”) seeks current income.

Fees and Expenses of the Fund: This table describes the fees and expenses that you may pay if you buy, hold and sell shares of the Fund. You may pay other fees, such as brokerage commissions and other fees to financial intermediaries, which are not reflected in the table and Example below.

Annual Fund Operating Expenses (expenses that you pay each year as a percentage of the value of your investment)	
Management Fee ⁽¹⁾	0.75%
Distribution (12b-1) and Service Fees	0.00%
Other Expenses	0.00%
Total Annual Fund Operating Expenses	0.75%

(1) The Fund’s adviser provides investment advisory service, and pays most of the Fund’s operating expenses (except all brokerage fees and commissions, taxes, borrowing costs (such as dividend expense on securities sold short and interest), fees and expenses of other investment companies in which the Fund may invest, or extraordinary expenses such as litigation) in return for a “unitary fee.”

Example: This Example is intended to help you compare the cost of investing in the Fund with the cost of investing in other funds.

The Example assumes that you invest \$10,000 in the Fund for the time periods indicated and then sell all of your shares at the end of those periods. The Example also assumes that your investment has a 5% return each year and that the Fund’s operating expenses remain the same. Although your actual costs may be higher or lower, based upon these assumptions your costs would be:

1 Year	3 Years	5 Years	10 Years
\$77	\$240	\$417	\$930

Portfolio Turnover: The Fund pays transaction costs, such as commissions, when it buys and sells securities (or “turns over” its portfolio). A higher portfolio turnover rate may indicate higher transaction costs and may result in higher taxes when Fund shares are held in a taxable account. These costs, which are not reflected in annual fund operating expenses or in the Example, affect the Fund’s performance. For the fiscal period ended October 31, 2022, the Fund’s portfolio turnover rate was 66%.

Principal Investment Strategies: The Fund will be an actively managed exchange traded fund (“ETF”) that normally invests, directly or indirectly, at least 80% of its net assets, including any borrowings for investment purposes, in a diversified portfolio of fixed income instruments. The Fund is not managed relative to an index and has broad flexibility to allocate its assets across different types of securities and sectors of the fixed income markets. The principal investments of the Fund include corporate bonds, U.S. government and agency securities, private debt, foreign sovereign bonds, convertible securities, bank loans, asset-backed securities, mortgage-backed securities, and cash equivalent instruments. The Fund may also invest in other investment companies, including other exchange-traded funds.

The Fund may invest in fixed income instruments with fixed or adjustable (floating) rates. The Fund does not seek to maintain any particular weighted average maturity or duration, and may invest in fixed income instruments of any maturity or duration. The Fund will invest in both investment grade and below investment grade (often referred to as “high yield” or “junk” bonds) securities. The Fund will typically invest a substantial portion of the Fund’s investments in securities of issuers with a range of credit ratings. The Fund may invest up to 50% of its net assets in high yield securities. The Fund may invest without limit in U.S. and non-U.S. dollar-denominated securities of U.S. and foreign issuers, including investing up to 20% of its net assets in issuers located in emerging market countries.

The number of sectors in which the Fund will be invested at any time may vary based upon market and economic conditions and other factors. During periods that Redwood Investment Management, LLC (the “Adviser”) identifies as above average risk, such as when risk of loss in the non-Treasury bond sectors are elevated or when significant market disruption occurs, the Fund may invest up to 100% of its net assets in U.S. government securities of the same maturity.

The Fund’s top-down investment process is driven by a quantitative model process that incorporates various fundamental and technical inputs to help the Adviser determine the most attractive sectors and segments of the bond market from a risk-reward perspective. The Adviser utilizes its quantitative research models to seek to identify when the opportunities for yield from increased credit risk and/or duration risk is sufficient to compensate for the relative risk of those exposures as compared to lower credit risk and/or shorter duration risk, and when to take more defensive positions if the yield premium relative to risk is less attractive due to greater risk of loss or downside volatility. The strategy seeks to capture higher yields when the Adviser’s research indicates the risk of significant drawdown (or loss in value) is low and moves to a more defensive position when its research indicates the risk of significant drawdown (or loss in value) is high. The Adviser also considers the convexity of the Fund’s portfolio, which measures the sensitivity of a bond’s price to its yield as interest rates fluctuate and takes into account the price impact of pre-payment risk of bonds. Factors that the models and the Adviser take into account include trends in interest rates, credit spreads, and the relative strength of various bond market sectors such as treasuries, investment grade corporate, non-investment grade corporate, mortgage-backed, asset-backed and sovereign debt.

The relative risk across different sectors and segments of the fixed income market is assessed and baskets of representative securities within each such sector and segment are identified to implement the desired risk exposures. The Fund will sell a portfolio holding when the quantitative model outputs indicate a more attractive investment is available or when a change in risk exposure is desired by the Adviser.

The Fund may engage in active and frequent trading. The Fund's portfolio turnover will vary based on the frequency and magnitude of changes in risks in the fixed income market. The frequency with which the Fund will re-balance its underlying holdings is not pre-determined and will occur when changes to the Fund's portfolio risk exposures are made by the Adviser, which are currently anticipated to occur between zero to four times in any given calendar year, although there is no limit to the number of re-balancings in a single year and the number may vary from year to year.

Principal Investment Risks. As with all funds, there is the risk that you could lose money through your investment in the Fund. The Fund is not intended to be a complete investment program but rather one component of a diversified investment portfolio. An investment in the Fund is not guaranteed to achieve its investment objective; is not a deposit with a bank; is not insured, endorsed or guaranteed by the Federal Deposit Insurance Corporation or any other government agency; and is subject to investment risks. The value of your investment in the Fund, as well as the amount of return you receive on your investment, may fluctuate significantly. You may lose part or all of your investment in the Fund or your investment may not perform as well as other similar investments. Many factors affect the Fund's net asset value and performance. As with any fund, there is no guarantee that the Fund will achieve its goal. Each risk summarized below is a principal risk of investing in the Fund and different risks may be more significant at different times depending upon market conditions or other factors.

- *Management Risk.* The Fund's investment strategies may not result in an increase in the value of your investment or in overall performance equal to other similar investment vehicles having similar investment strategies. Management risk includes the risk that the quantitative model used by the Adviser may not perform as expected, particularly in volatile markets.
- *Market Risk.* Overall market risk may affect the value of individual instruments in which the Fund invests. The Fund is subject to the risk that the securities markets will move down, sometimes rapidly and unpredictably, based on overall economic conditions and other factors, which may negatively affect the Fund's performance. Factors such as domestic and foreign (non-U.S.) economic growth and market conditions, real or perceived adverse economic or political conditions, inflation, changes in interest rate levels, lack of liquidity in the bond or other markets, volatility in the equities market or other securities markets or adverse investor sentiment affect the securities market and political events affect the securities markets. U.S. and foreign stock markets have experienced periods of substantial price volatility in the past and may do so again in the future. Securities markets also may experience long periods of decline in value. Securities markets also may experience long periods of decline in value. A change in financial condition or other event affecting a single issuer or market may adversely impact securities markets as a whole. Rates of inflation have recently risen. The value of assets or income from an investment may be worth less in the future as inflation decreases the value of money. As inflation increases, the real value of the Fund's assets can decline as can the value of the Fund's distributions. When the value of the Fund's investments goes down, your investment in the Fund decreases in value and you could lose money.

Local, state, regional, national or global events such as war, acts of terrorism, the spread of infectious illness or other public health issues, recessions, or other events could have a significant impact on the Fund and its investments and could result in decreases to the Fund's net asset value. Political, geopolitical, natural and other events, including war, terrorism, trade disputes, government shutdowns, market closures, natural and environmental disasters, epidemics, pandemics and other public health crises and related events and governments' reactions to such events have led, and in the future may lead, to economic uncertainty, decreased economic activity, increased market volatility and other disruptive effects on U.S. and global economies and markets. Such events may have significant adverse direct or indirect effects on the Fund and its investments. For example, a widespread health crisis such as a global pandemic could cause substantial market volatility, exchange trading suspensions and closures, impact the ability to complete redemptions, and affect Fund performance. A health crisis may exacerbate other pre-existing political, social and economic risks. In addition, the increasing interconnectedness of markets around the world may result in many markets being affected by events or conditions in a single country or region or events affecting a single or small number of issuers.

- *Fixed Income Securities Risk.* When the Fund invests in fixed income securities, the value of your investment in the Fund will fluctuate with changes in interest rates. Typically, a rise in interest rates causes a decline in the value of fixed income securities or derivatives owned by the Fund. In general, the market price of fixed income securities with longer maturities will increase or decrease more in response to changes in interest rates than shorter-term securities. Other risk factors include credit risk (the debtor may default) and prepayment risk (the debtor may pay its obligation early, reducing the amount of interest payments). These risks could affect the value of a particular investment by the Fund, possibly causing the Fund's share price and total return to be reduced and fluctuate more than other types of investments. The fixed-income securities market can be susceptible to increases in volatility and decreases in liquidity. Liquidity may decline unpredictably in response to overall economic conditions or credit tightening. For example, a general rise in interest rates may cause investors to move out of fixed income securities on a large scale, which could adversely affect the price and liquidity of fixed income securities and could also result in increased redemptions for the Fund.

- *Active Trading Risk.* A higher portfolio turnover due to active and frequent trading will result in higher transaction and brokerage costs associated with the turnover which may reduce the Fund’s return, unless the securities traded can be bought and sold without corresponding commission costs. Active trading of securities may also increase the Fund’s realized capital gains and losses, which may affect the taxes you pay as a Fund shareholder.
- *Asset Allocation Risk.* Asset allocation risk is the risk that the selection by a manager of a fund in which the Fund invests and the allocation of the Fund’s assets among the various asset classes and market segments will cause the Fund to underperform other funds with similar investment objectives. The Fund’s investment in any one fund or asset class may exceed 25% of the Fund’s total assets, which may cause it to be subject to greater risk than a more diversified fund.
- *Authorized Participant Concentration Risk.* To the extent that authorized participants are unable or otherwise unavailable to proceed with creation and/or redemption orders and no other authorized participant is able to create or redeem in their place, shares may trade at a discount to net asset value (“NAV”) and may face delisting.
- *Bank Loan Risk.* The Fund’s investments in secured and unsecured participations in bank loans and assignments of such loans may create substantial risk. In making investments in such loans, which are made by banks or other financial intermediaries to borrowers, the Fund will depend primarily upon the creditworthiness of the borrower for payment of principal and interest.
- *Cash Positions Risk.* The Fund may hold a significant position in cash and/or cash equivalent securities. When the Fund’s investment in cash or cash equivalent securities increases, the Fund may not participate in market advances or declines to the same extent that it would if the Fund were more fully invested.
- *Equity Risk.* Equity securities are susceptible to general market fluctuations, volatile increases and decreases in value as market confidence in and perceptions of their issuers change and unexpected trading activity among retail investors. Factors that may influence the price of equity securities include developments affecting a specific company or industry, or the changing economic, political or market conditions.
- *Convertible Securities Risk.* The market value of a convertible security performs like that of a regular debt security; that is, if market interest rates rise, the value of a convertible security usually falls. In addition, convertible securities are subject to the risk that the issuer will not be able to pay interest or dividends when due, and their market value may change based on changes in the issuer’s credit rating or the market’s perception of the issuer’s creditworthiness. Since it derives a portion of its value from the common stock into which it may be converted, a convertible security is also subject to the same types of market and issuer risks that apply to the underlying common stock.
- *Credit Risk.* The risk that the Fund could lose money if the issuer or guarantor of a fixed income security is unwilling or unable to make timely payments to meet its contractual obligations on investment held by the Fund. Changes in the credit rating of a debt security held by the Fund could have a similar effect.
- *Credit Spread Risk.* The risk that credit spreads (or the difference in yield between securities that is due to differences in their credit quality) may increase when the market expects lower-grade bonds to default more frequently. Widening credit spreads may quickly reduce the market values of lower-rated securities.
- *Currency Risk.* The risk that foreign (non-U.S.) currencies will decline in value relative to the U.S. dollar and adversely affect the value of the Fund’s investments in foreign (non-U.S.) currencies or in securities that trade in, and receive revenues in, or in derivatives that provide exposure to, foreign (non-U.S.) currencies.
- *Cybersecurity Risk.* There is risk to the Fund of an unauthorized breach and access to fund assets, customer data (including private shareholder information), or proprietary information, or the risk of an incident occurring that causes the Fund, the investment adviser, custodian, transfer agent, distributor and other service providers and financial intermediaries (“Service Providers”) to suffer data breaches, data corruption or lose operational functionality. Successful cyber-attacks or other cyber-failures or events affecting the Fund or its Service Providers may adversely impact the Fund or its shareholders.
- *Emerging Markets Risk.* Investing in emerging markets involves not only the risks described herein with respect to investing in foreign securities, but also other risks, including exposure to economic structures that are generally less diverse and mature, and to political systems that can be expected to have less stability, than those of developed countries. The typically small size of the markets may also result in a lack of liquidity and in price volatility of these securities. Emerging markets are riskier than more developed markets because they tend to develop unevenly and may never fully develop. Investments in emerging markets may be considered speculative and share the risks of foreign developed markets but to a greater extent. Emerging markets are more likely to experience hyperinflation and currency devaluations, which adversely affect returns to U.S. investors. In addition, many emerging financial markets have far lower trading volumes and less liquidity than developed markets, which may result in increased price volatility of emerging market investments. The legal remedies for investors in emerging markets may be more limited than the remedies available in the U.S., and the ability of U.S. authorities (e.g., SEC and the U.S. Department of Justice) to bring actions against bad actors may be limited.
- *ETF Structure Risks.* The Fund is structured as an ETF and as a result is subject to special risks, including:
 - *Not Individually Redeemable.* Shares are not individually redeemable and may be redeemed by the Fund at NAV only in large blocks known as “Creation Units.” You may incur brokerage costs purchasing enough shares to constitute a Creation Unit.

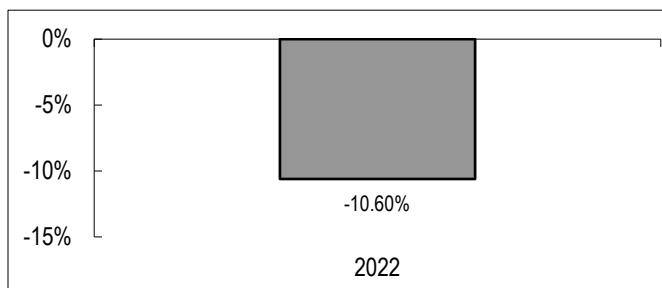
- *Trading Issues.* Trading in shares on the NYSE (the “Exchange”) may be halted due to market conditions or for reasons that, in the view of the Exchange, make trading in shares inadvisable, such as extraordinary market volatility. There can be no assurance that shares will continue to meet the listing requirements of the Exchange. An active trading market for the Fund’s shares may not be developed or maintained. If the Fund’s shares are traded outside a collateralized settlement system, the number of financial institutions that can act as authorized participants that can post collateral on an agency basis is limited, which may limit the market for the Fund’s shares.
- *Market Price Variance Risk.* The market prices of shares will fluctuate in response to changes in NAV and supply and demand for shares and will include a “bid-ask spread” charged by the exchange specialists, market makers or other participants that trade the particular security. There may be times when the market price and the NAV vary significantly. This means that shares may trade at a discount or premium to NAV. If a shareholder purchases shares at a time when the market price is at a premium to the NAV or sells shares at a time when the market price is at a discount to NAV, the shareholder may sustain losses if the shares are sold at a price that is less than the price paid by the shareholder for the shares.
 - In times of market stress, such as what was experienced during the COVID-19 pandemic, market makers may step away from their role market making in shares of ETFs and in executing trades, which can lead to differences between the market value of Fund shares and the Fund’s net asset value.
 - The market price for the Fund’s shares may deviate from the Fund’s net asset value, particularly during times of market stress, with the result that investors may pay significantly more or significantly less for Fund shares than the Fund’s net asset value, which is reflected in the bid and ask price for Fund shares or in the closing price.
 - When all or a portion of an ETFs underlying securities trade in a market that is closed when the market for the Fund’s shares is open, there may be changes from the last quote of the closed market and the quote from the Fund’s domestic trading day, which could lead to differences between the market value of the Fund’s shares and the Fund’s net asset value.
 - In stressed market conditions, the market for the Fund’s shares may become less liquid in response to the deteriorating liquidity of the Fund’s portfolio. This adverse effect on the liquidity of the Fund’s shares may, in turn, lead to differences between the market value of the Fund’s shares and the Fund’s net asset value.
- *Fluctuation of Net Asset Value Risk.* Unlike conventional ETFs, the Fund is not an index fund. The Fund is actively managed and does not seek to replicate the performance of a specified Index. The NAV of the Fund’s shares will generally fluctuate with changes in the market value of the Fund’s holdings. The market prices of the shares will generally fluctuate in accordance with changes in NAV as well as the relative supply of and demand for the shares on the Exchange. The Adviser cannot predict whether the shares will trade below, at or above their NAV. Price differences may be due, in large part, to the fact that supply and demand forces at work in the secondary trading market for the shares will be closely related to, but not identical to, the same forces influencing the prices of the Fund’s holdings trading individually or in the aggregate at any point in time. Actively managed ETFs have a limited trading history and, therefore, there can be no assurance as to whether and/or the extent to which the shares will trade at premiums or discounts to NAV.
- *Foreign (Non-U.S.) Investment Risk.* Foreign (non-U.S.) securities present greater investment risks than investing in the securities of U.S. issuers and may experience more rapid and extreme changes in value than the securities of U.S. companies, due to less information about foreign (non-U.S.) companies in the form of reports and ratings than about U.S. issuers; different accounting, auditing and financial reporting requirements; smaller markets; nationalization; expropriation or confiscatory taxation; currency blockage; or political changes or diplomatic developments. Foreign (non-U.S.) securities may also be less liquid and more difficult to value than securities of U.S. issuers.
- *Gap Risk.* The Fund is subject to the risk that a stock price or derivative value will change dramatically from one level to another with no trading in between and/or before the Fund can exit the investment. Usually such movements occur when there are adverse news announcements, which can cause a stock price or derivative value to drop substantially from the previous day’s closing price. Trading halts may lead to gap risk.
- *High Yield Risk.* Investment in or exposure to high yield (lower rated or below investment grade) debt instruments (also known as “junk bonds”) may involve greater levels of interest rate, credit, liquidity and valuation risk than for higher rated instruments. High yield debt instruments are considered predominantly speculative and are higher risk than investment grade instruments with respect to the issuer’s continuing ability to make principal and interest payments and, therefore, such instruments generally involve greater risk of default or price changes than higher rated debt instruments.
- *Index Risk.* If a derivative is linked to the performance of an index, it will be subject to the risks associated with changes in that index.
- *Investment Companies and Exchange-Traded Funds Risks.* When the Fund invests in other investment companies, including ETFs, it will bear additional expenses based on its pro rata share of the other investment company’s or ETF’s operating expenses, including the management fees of the investment company or ETF in addition to those paid by the Fund. The risk of owning an investment company or ETF generally reflects the risks of owning the underlying investments the investment company or ETF holds. The Fund also will incur brokerage costs when it purchases and sells ETFs.

- *Issuer-Specific Risk.* The value of a specific security can be more volatile than the market as a whole and may perform worse than the market as a whole.
- *Leveraging Risk.* The use of certain derivatives may increase leveraging risk and adverse changes in the value or level of the underlying asset, rate, or index may result in a loss substantially greater than the amount paid for the derivative. The use of leverage may exaggerate any increase or decrease in the net asset value, causing the Fund to be more volatile and small changes in the value of the underlying instrument may produce disproportionate losses to the Fund. The use of leverage may increase expenses and increase the impact of a Fund's other risks. The use of leverage may cause the Fund to liquidate portfolio positions when it may not be advantageous to do so in order to satisfy its obligations, to meet additional margin requirements or to meet collateral segregation requirements or regulatory requirements resulting in increased volatility of returns. Leverage, including borrowing, may cause the Fund to be more volatile than if the Fund had not been leveraged.
- *LIBOR Risk.* The Fund may invest in securities and other instruments whose interest payments are determined by references to the London Interbank Offered Rate ("LIBOR"). The United Kingdom Financial Conduct Authority, which regulates LIBOR, previously announced that after 2021 it would cease its active encouragement of banks to provide the quotations needed to sustain LIBOR. ICE Benchmark Administration Limited, the administrator of LIBOR, ceased publication of most LIBOR settings on a representative basis at the end of 2021 and is expected to cease publication of the remaining LIBOR settings on a representative basis after June 30, 2023. The U.S. Federal Reserve, based on the recommendations of the New York Federal Reserve's Alternative Reference Rate Committee (comprised of major derivative market participants and their regulators), has begun publishing Secured Overnight Financing Rate (SOFR), a broad measure of secured overnight U.S. Treasury repo rates, that is intended to replace U.S. dollar LIBOR. Actions by regulators have resulted in the establishment of alternative reference rates to LIBOR in most major currencies. Markets are developing in response to these new rates, but questions around liquidity in these rates and how to appropriately adjust these rates to eliminate any economic value transfer at the time of transition remain a significant concern. The unavailability of LIBOR presents risks to the Fund, including the risk that any pricing or adjustments to the Fund's investments resulting from a substitute or alternate reference rate may adversely affect the Fund's performance and/or net asset value. The utilization of an alternative reference rate, or the transition process to an alternative reference rate, may adversely affect the fund's performance. It remains uncertain how such changes would be implemented and the effects such changes would have on the Fund, including any negative effects on the Fund's liquidity and valuation of the Fund's investments, issuers of instruments in which the Fund invests and financial markets generally.
- *Liquidity Risk.* Liquidity risk exists when particular investments of the Fund would be difficult to purchase or sell, possibly preventing the Fund from selling such illiquid securities at an advantageous time or price, or possibly requiring the Fund to dispose of other investments at unfavorable times or prices in order to satisfy its obligations. Liquidity risk may be magnified in an environment of rising interest rates or widening credit spreads in which investor redemptions from fixed income mutual funds may be higher than normal. In the past, in stressed markets, certain types of securities suffered periods of illiquidity if disfavored by the market. These risks may increase during periods of market turmoil, such as that experienced in 2020 with COVID-19, and could have a negative effect on the Fund's performance.
- *Market Events Risk.* There has been increased volatility, depressed valuations, decreased liquidity and heightened uncertainty in the financial markets during the past several years, including what was experienced in 2020. These conditions may continue, recur, worsen or spread. The U.S. government and the Federal Reserve, as well as certain foreign governments and central banks, took steps to support financial markets, including by lowering interest rates to historically low levels. This and other government intervention may not work as intended, particularly if the efforts are perceived by investors as being unlikely to achieve the desired results. The U.S. government and the Federal Reserve have recently reduced market support activities, including by increasing interest rates. Such reduction, including interest rate increases, could negatively affect financial markets generally, increase market volatility and reduce the value and liquidity of securities in which the Fund invests. Policy and legislative changes in the United States and in other countries may also contribute to decreased liquidity and increased volatility in the financial markets. The impact of these influences on the markets, and the practical implications for market participants, may not be fully known for some time.
- *Model Risk.* The Fund will use model-based strategies that, while historically effective, may not be successful on an ongoing basis or could contain unknown errors, which may result in a decline in the value of the Fund's shares. Any imperfections or limitations in a model could affect the ability of the manager to implement strategies. By necessity, models make simplifying assumptions that limit their efficacy. Models relying on historical market data can fail to predict future market events. Further, the data used in models may be inaccurate and/or it may not include the most recent information about a company or a security. In addition, the model may not adequately take into account certain factors, the data used in the model may be inaccurate, or the computer programming used to create quantitative models might contain one or more errors. Such errors might never be detected, or might be detected only after the Fund has sustained a loss (or reduced performance) related to such errors. Moreover, during periods of increased volatility or changing market conditions, the commonality of portfolio holdings and similarities between strategies of quantitative managers may amplify losses. An increasing number of market participants may rely on models that are similar to those used by the Adviser, which may result in a substantial number of market participants taking the same action with respect to an investment. Should one or more of these other market participants begin to divest themselves of one or more portfolio holdings, the Fund could suffer significant losses. In addition, changes in underlying market conditions can adversely affect the performance of a model.

- *Mortgage-Backed and Asset-Backed Securities Risk.* The risk of investing in mortgage-backed and other asset-backed securities, including prepayment risk, extension risk, interest rate risk, market risk and management risk. Mortgage-backed securities include caps and floors, inverse floaters, mortgage dollar rolls, private mortgage pass-through securities, resets and stripped mortgage securities. A systemic and persistent increase in interest rate volatility may also negatively impact a number of the Fund's mortgage-backed and asset-backed securities holdings. The Fund will invest less than 25% of its net assets in asset-backed securities or mortgage-backed securities that are below-investment grade.
- *New Fund Risk.* The Fund is recently formed. Investors bear the risk that the Fund may not grow to or maintain economically viable size, not be successful in implementing its investment strategy, and may not employ a successful investment strategy, any of which could result in the Fund being liquidated at any time without shareholder approval and/or at a time that may not be favorable for certain shareholders. Such a liquidation could have negative tax consequences for shareholders.
- *Odd Lot Pricing Risk.* Bonds may be purchased and held as smaller sized bond positions known as "odd lots". Pricing services generally value such securities based on bid prices for larger institutional sized bond positions known as "round lots"; and such round lot prices may reflect more favorable pricing than odd lot holdings. The Fund may purchase securities suitable for its investment strategies in odd lots. Special valuation considerations may apply with respect to the Fund's odd-lot positions, as the Fund may receive different prices when it sells such positions than it would receive for sales of institutional round lot positions. The Fund may fair value a particular bond if the Adviser does not believe that the round lot value provided by the independent pricing service reflects fair value of the Fund's holding. There can be no assurance that the Fund's valuation procedures will result in pricing data that is completely congruent with prices that the Fund might obtain on the open market.
- *Portfolio Turnover Risk.* The Fund may experience high portfolio turnover, including investments made on a shorter-term basis, which may lead to increased Fund expenses that may result in lower investment returns. A higher portfolio turnover may result in higher transactional and brokerage costs. High portfolio turnover may also result in higher short-term capital gains taxable to shareholders.
- *Prepayment and Extension Risk.* Many types of fixed income securities are subject to prepayment risk. Prepayment occurs when the issuer of a fixed income security can repay principal prior to the security's maturity. Fixed income securities subject to prepayment can offer less potential for gains during a declining interest rate environment and similar or greater potential for loss in a rising interest rate environment and accordingly, a decline in the Fund's net asset value. In addition, the potential impact of prepayment features on the price of a fixed income security can be difficult to predict and result in greater volatility. On the other hand, rising interest rates could cause prepayments of the obligations to decrease, extending the life of mortgage-and asset-backed securities with lower payment rates. This is known as extension risk and may increase the Fund's sensitivity to rising rates and its potential for price declines.
- *Regulatory Risk.* Changes in the laws or regulations of the United States or other countries, including any changes to applicable tax laws and regulations, could impair the ability of the Fund to achieve its investment objective and could increase the operating expenses of the Fund.
- *Sector Risk.* The risk that if the Fund invests a significant portion of its total assets in certain issuers within the same economic sector, an economic, business or political development or natural or other event, including war, terrorism, natural and environmental disasters, epidemics, pandemics and other public health crisis, adversely affecting that sector may affect the value of the Fund's investments more than if the Fund's investments were not so concentrated.
- *U.S. Government Securities Risk.* The U.S. government is not obligated to provide financial support to its agencies, instrumentalities or sponsored enterprises if it is not obligated to do so by law. Certain U.S. government securities purchased by the Fund may not be backed by the full faith and credit of the United States. It is possible that the issuers of such securities will not have the funds to meet their payment obligations in the future.
- *Valuation Risk.* The sale price that the Fund could receive for a portfolio security may differ from the Fund's valuation of the security, particularly for securities that trade in low volume or volatile markets or that are valued using a fair value methodology. In addition, the value of the securities in the Fund's portfolio may change on days when shareholders will not be able to purchase or sell the Fund's shares.
- *Variable or Floating Rate Securities Risk.* Variable and floating rate securities generally are less sensitive to interest rate changes but may decline in value if their interest rates do not rise as much, or as quickly, as interest rates in general. Floating rate securities will not generally increase in value if interest rates decline.
- *Volatility Risk.* The Fund's investments may appreciate or decrease significantly in value over short periods of time. The value of an investment in the Fund's portfolio may fluctuate due to factors that affect markets generally or that affect a particular industry or sector. The value of an investment in the Fund's portfolio may also be more volatile than the market as a whole. This volatility may affect the Fund's net asset value per share, including by causing it to experience significant increases or declines in value over short periods of time. Events or financial circumstances affecting individual investments, industries or sectors may increase the volatility of the Fund.

Performance: The bar chart and performance table below show the variability of the Fund’s returns, which is some indication of the risks of investing in the Fund by comparing the Fund’s performance with a broad measure of market performance. The bar chart shows performance of the Fund’s shares for each calendar year since the Fund’s inception. The performance table compares the performance of the Fund over time to the performance of a broad-based securities market index. You should be aware that the Fund’s past performance (before and after taxes) is not necessarily an indication of how the Fund will perform in the future. Updated performance information will be available at no cost by visiting www.leadersharetfs.com or by calling 1-480-757-4277.

Performance Bar Chart For Calendar Years Ended December 31st:



Highest Quarter:	12/31/2022	2.54%
Lowest Quarter:	03/31/2022	-6.94%

**Performance Table
Average Annual Total Returns
(For the year ended December 31, 2022)**

	One Year	Since Inception⁽¹⁾
Return before taxes	-10.60%	-6.16%
Return after taxes on Distributions	-11.21%	-6.83%
Return after taxes on Distributions and Sale of Fund Shares	-6.27%	-4.94%
Bloomberg U.S. Aggregate Bond Index ⁽²⁾	-13.01%	-8.70%

(1) Inception date is June 28, 2021.

(2) The Bloomberg U.S. Aggregate Bond Index is a broad-based benchmark that measures the investment grade, U.S. dollar-denominated, fixed-rate taxable bond market. This includes Treasuries, government-related and corporate securities, mortgage-backed securities, asset-backed securities and collateralized mortgage-backed securities.

Investment Adviser: Redwood Investment Management, LLC (the “Adviser”) serves as investment adviser to the Fund.

Portfolio Managers: The Fund is managed by a team comprised of Michael T. Messinger, Portfolio Manager and Managing Partner of Redwood and Michael T. Cheung, Portfolio Manager and Managing Partner. Mr. Messinger and Mr. Cheung have managed the Fund since its inception in June, 2021.

Purchase and Sale of Fund Shares: The Fund will issue and redeem shares at NAV only in large blocks of 50,000 shares (each block of shares is called a “Creation Unit”). Creation Units are issued and redeemed for cash and/or in-kind for securities. Except when aggregated in Creation Units, the shares are not redeemable securities of the Fund.

Shares of the Fund are listed for trading on the NYSE and trade at market prices rather than NAV. Individual shares of the Fund may only be purchased and sold in secondary market transactions through a broker or dealer at market price. Because shares trade at market prices, rather than NAV, shares of the Fund may trade at a price that is greater than NAV (*i.e.*, a premium), or less than NAV (*i.e.*, a discount). An investor may incur costs attributable to the difference between the highest price a buyer is willing to pay to purchase shares of the Fund (bid) and the lowest price a seller is willing to accept for shares of the Fund (ask) when buying or selling shares in the secondary market (the “bid-ask spread”). Recent information including information about the Fund’s NAV, market price, premiums and discounts, and bid-ask spreads is included on the Fund’s website at www.leadersharetfs.com.

Tax Information: The Fund’s distributions generally will be taxable at ordinary income or long-term capital gain rates. A sale of shares may result in capital gain or loss.

Payments to Broker-Dealers and Other Financial Intermediaries: If you purchase shares of the Fund through a broker-dealer or other financial intermediary (such as a bank), the Fund and its related companies, including the Adviser, may pay the intermediary for the sale of Fund shares and related services. These payments may create a conflict of interest by influencing the broker-dealer or other intermediary and your salesperson to recommend the Fund over another investment. Ask your salesperson or visit your financial intermediary’s website for more information.

ADDITIONAL INFORMATION ABOUT INVESTMENT OBJECTIVES, PRINCIPAL INVESTMENT STRATEGIES AND RELATED RISKS

This section provides more detailed information about the investment objectives, principal investment strategies and certain risks of investing in each of the LeaderShares® Activist Leaders® ETF (the “Activist Leaders ETF”), the LeaderShares® AlphaFactor® Tactical Focused ETF (the “Tactical ETF”), the LeaderShares® AlphaFactor® US Core Equity ETF (the “US Core Equity ETF”), LeaderShares® Equity Skew ETF (the “Equity Skew ETF”), and the LeaderShares Dynamic Yield ETF (the “Dynamic Yield ETF”). The Activist Leaders ETF, the Tactical ETF, the US Core Equity ETF, the Equity Skew ETF and the Dynamic Yield ETF are each referred to as a “Fund” and are collectively referred to as the “Funds”. This section also provides information regarding the Funds’ disclosure of portfolio holdings.

LeaderShares® Activist Leaders® ETF

Investment Objective: The LeaderShares® Activist Leaders® ETF seeks to generate long-term capital growth.

The Fund’s investment objective may be changed by the Board of Trustees upon 60 days’ written notice to shareholders.

Principal Investment Strategies: The Fund is an actively managed exchange-traded fund (“ETF”) that employs an investment approach that focuses on equity securities that are the target of shareholder activism. These equity securities are identified using a proprietary quantitative methodology built on the foundation of tracking legally mandated filings known as “13D” filings that are submitted with the Securities and Exchange Commission (“SEC”). Rules adopted under the Securities Exchange Act of 1934 require a shareholder that acquires, with an activist intent, more than 5% of a company’s shares to file a form with the SEC known as a Schedule 13D that discloses the investor’s identity and the investor’s purpose in acquiring those shares.

The Fund’s Adviser identifies Activist Leader® investors utilizing a proprietary methodology based upon qualitative elements, including research into the effectiveness of activist investors’ achievement of stated objectives and creation of positive shareholder returns in positions that were the subject of a 13D filing by them. Because the Adviser’s identification of Activist Leaders® investors is based on ongoing research, the list of Activist Leaders® investors may change over time.

The Fund will be invested in equity securities of companies listed on a U.S. exchange with market capitalizations of at least \$1 billion at the time of initial purchase. The Fund may focus its investments in a particular sector, industry or group of industries.

The Fund may engage in active and frequent trading.

LeaderShares® AlphaFactor® Tactical Focused ETF

Investment Objective: The LeaderShares® AlphaFactor® Tactical Focused ETF seeks to generate long-term capital growth.

The Fund’s investment objective may be changed by the Board of Trustees upon 60 days’ written notice to shareholders.

Principal Investment Strategies: The Fund is an actively managed exchange-traded fund (“ETF”) that employs an investment approach that utilizes a quantitative factor-based investment methodology focused on U.S. equities. The Adviser selects stocks based on a number of characteristics that include, but are not limited to, net share count reduction, free cash flow growth, dividend yield, volatility and debt/asset ratios. The final selection of stocks is based on market characteristics including, but not limited to, liquidity and market capitalization. The Fund expects the average daily trading volume of shares in companies being selected to be in excess of 400,000 shares per day at the time of purchase, however average daily trading volume may change due to market fluctuations. In addition, the Fund expects the market capitalization of the companies in which it invests to be \$1 billion and greater, however this could change due to market fluctuations. The Fund will typically be invested in a diversified portfolio of equity securities or investments that are economically tied to equity securities (*i.e.*, derivatives) such as equity options, of companies with market capitalizations of at least \$1 billion at the time of initial purchase. The Adviser employs a multi-factor tactical risk management overlay that seeks to identify periods of above average risk. **At times identified by the Adviser as above average risk, the Fund may exit positions in equity securities and become comprised primarily of money market instruments such as treasury bills, certificates of deposit and commercial paper and other short-term instruments, money market funds, or U.S. government bonds.** Such investments can either be direct or through investments in other investment companies, including exchange-traded funds (“ETFs”). In identifying a time as above average risk, the Fund will consider multiple factors including negative market performance and negative market technical indicators such as advance versus decline breadth, as well as a proprietary set of supply and demand and economic factors.

Temporary Defensive Position: In response to adverse market, economic, political or other conditions, the Tactical ETF may temporarily invest up to 100% of its total assets, without limitation, in high-quality short-term debt securities, money market instruments and cash. These short-term debt securities and money market instruments include: shares of money market mutual funds, commercial paper, certificates of deposit, bankers’ acceptances, U.S. Government securities and repurchase agreements. While such Fund is in a temporary defensive position, the opportunity to achieve upside return may be limited; however, the ability to be fully defensive is an integral part of achieving the Fund’s investment objective.

The Fund may focus its investments in a particular sector, industry or group of industries.

The Fund may engage in active and frequent trading.

LeaderShares® AlphaFactor® US Core Equity ETF

Investment Objective: LeaderShares® AlphaFactor® US Core Equity ETF (the “Fund”) seeks to provide investment results that correspond generally, before fees and expenses, to the performance of the AlphaFactor® US Core Equity Index (the “Index”).

The Fund’s investment objective or underlying index may be changed by the Board of Trustees upon 60 days’ written notice to shareholders. If the Calculation Agent no longer calculates the underlying index of the Fund, if the underlying index is terminated for any reason, if the identity or the character of the underlying index is materially changed, or for any other reason determined by the Board of Trustees in good faith, that it is impracticable to substitute a replacement index, it will take whatever action is deemed to be in the best interests of the Fund’s shareholders.

Under normal circumstances, at least 80% of the Fund’s net assets, including any borrowings for investment purposes, will be invested in a diversified portfolio of equity securities of U.S. common stocks included in the Index. The Fund may also invest up to 20% of its assets in securities and other instruments not included in its Index but which the Adviser believes will help the Fund track its Index. The Adviser anticipates that, generally, the Fund will hold all of the securities that compose the Index in proportion to their weightings in the Index. However, under various circumstances, it may not be possible or practicable to purchase all of those securities in those weightings. In these circumstances, the Fund may purchase a sample of securities in the Index. There also may be instances in which the Adviser may choose to purchase securities not in the Index that the Adviser believes are appropriate to substitute for certain securities in the Index, or utilize various combinations of other available investment techniques. The Fund may sell securities that are represented in the Index in anticipation of their removal from the Index or purchase securities not represented in the Index in anticipation of their addition to the Index. The Fund may also, in order to comply with the tax diversification requirements of the Internal Revenue Code of 1986, as amended, temporarily invest in securities not included in the Index that are expected to be correlated with the securities included in the Index. Given the Fund’s investment strategy of tracking the Index, the Fund does not follow traditional methods of active investment management, which may involve buying and selling securities based upon analysis of economic and market factors.

Principal Investment Strategies: The Fund seeks to replicate the Adviser’s proprietary index, the AlphaFactor® US Core Equity Index. The Index utilizes a quantitative rules-based investment methodology that applies a multi-factor ranking process and is focused on the largest 1,000 U.S. common stocks based on market capitalization. Companies within this group of top 1,000 market capitalization may be considered large or mid-cap companies. As of January 31, 2023, the market capitalization range of this universe of companies is between \$417 million and over \$2.2 trillion. Due to future market fluctuations, the market capitalization of this universe may be lower or higher at any given time. The methodology selects stocks based on a number of characteristics that include, but are not limited to, net share count reduction, free cash flow growth, and debt/asset ratios. The final selection of stocks is based on market characteristics including, but not limited to, liquidity and market capitalization.

Under normal circumstances, at least 80% of the Fund’s net assets, including any borrowings for investment purposes, will be invested in a diversified portfolio of equity securities of U.S. common stocks included in the Index. The Fund may also invest up to 20% of its assets in securities and other instruments not included in its Index but which the Adviser believes will help the Fund track its Index. Federal law generally requires the Fund to segregate or “ earmark” liquid assets or otherwise cover the marked-to-market exposure of its derivatives.

As of December 31, 2022, the Index was comprised of one hundred issuers. It is rebalanced to equal weight and reconstituted on a quarterly basis. The composition of the Index will change over time.

The Fund will use as its index calculation agent Solactive AG (“Calculation Agent”), an organization that is independent of the Fund and the Adviser. The Adviser determines the composition and relative weightings of the securities in the Index and the Calculation Agent publishes information regarding the market value of the Index.

The Fund uses a “passive” or indexing approach to attempt to approximate the investment performance of the Index by investing in a portfolio of securities that generally replicates the Index. Unlike many investment companies, the Fund does not try to “beat” the index it tracks and does not seek temporary defensive positions when markets decline or appear overvalued. The Fund may concentrate its investments in certain sectors, which may include the information technology sector, industrials sector, consumer discretionary sector, and financials sector, to the extent that the Index concentrates in such sectors.

LeaderShares® Equity Skew ETF

Investment Objective: The Fund seeks to generate long-term capital growth.

Principal Investment Strategies: The Fund is an actively managed exchange traded fund (“ETF”) that normally invests at least 80% of its net assets, including any borrowings for investment purposes, in equity securities. The Fund defines equity securities to include investments in other investment companies, such as ETFs, that invest primarily in equity securities. The Fund employs a contrarian strategy seeking to buy underperforming asset classes and/or factors and sell outperforming asset classes and/or factors based on quantitative research. The primary equity style exposure and factors are large cap growth, large cap value, small cap growth, small cap value, and emerging market equities. The weightings to these equity style exposures represented by equity securities, are determined using proprietary quantitative methodologies that include statistical skew. Skew or skewness measures the asymmetry of a return distribution between different constituents in a group. Measuring the skewness allows the Adviser to take five groups of stocks (Large Cap Growth, Large Cap Value, Small Cap Growth, Small Cap Value and Emerging Markets) and determine the relative weightings of each of these five groups based on how recent returns of such group fits into its historical distribution of returns. This measure of skewness generally leads to security groups that have recently outperformed to have reduced exposure and security groups that have recently underperformed to have increased exposure at each re-balance. The Fund will invest in equity securities with a market capitalization of at least \$1 billion.

The Fund may engage in active and frequent trading. The Fund may also engage in securities lending to generate income.

LeaderShares® Dynamic Yield ETF

Investment Objective: The Fund seeks current income. The Fund’s investment objective may be changed by the Fund’s Board of Trustees upon 60 days, prior written notice to shareholders.

Principal Investment Strategies: The Fund will be an actively managed exchange traded fund (“ETF”) that normally invests, directly or indirectly, at least 80% of its net assets, including any borrowings for investment purposes, in a diversified portfolio of fixed income instruments. The Fund is not managed relative to an index and has broad flexibility to allocate its assets across different types of securities and sectors of the fixed income markets. The principal investments of the Fund include corporate bonds, U.S. government and agency securities, private debt, foreign sovereign bonds, convertible securities, bank loans, asset-backed securities, mortgage-backed securities, and cash equivalent instruments. The Fund may also invest in other investment companies, including other exchange-traded funds.

The Fund may invest in fixed income instruments with fixed or adjustable (floating) rates. The Fund does not seek to maintain any particular weighted average maturity or duration, and may invest in fixed income instruments of any maturity or duration. The Fund will invest in both investment grade and below investment grade (often referred to as “high yield” or “junk” bonds) securities. The Fund will typically invest a substantial portion of the Fund’s investments in securities of issuers with a range of credit ratings. The Fund may invest up to 50% of its net assets in high yield securities. The Fund may invest without limit in U.S. and non-U.S. dollar-denominated securities of U.S. and foreign issuers, including investing up to 20% of its net assets in issuers located in emerging market countries.

The number of sectors in which the Fund will be invested at any time may vary based upon market and economic conditions and other factors. During periods that the Adviser identifies as above average risk, such as when risk of loss in the non-Treasury bond sectors are elevated or when significant market disruption occurs, the Fund may invest up to 100% of its net assets in U.S. government securities of the same maturity.

The Fund’s top-down investment process is driven by a quantitative model process that incorporates various fundamental and technical inputs to help the Adviser determine the most attractive sectors and segments of the bond market from a risk-reward perspective. The Adviser utilizes its quantitative research models to seek to identify when the opportunities for yield from increased credit risk and/or duration risk is sufficient to compensate for the relative risk of those exposures as compared to lower credit risk and/or shorter duration risk, and when to take more defensive positions if the yield premium relative to risk is less attractive due to greater risk of loss or downside volatility. The strategy seeks to capture higher yields when the Adviser’s research indicates the risk of significant drawdown (or loss in value) is low and moves to a more defensive position when its research indicates the risk of significant drawdown (or loss in value) is high. The Adviser also considers the convexity of the Fund’s portfolio, which measures the sensitivity of a bond’s price to its yield as interest rates fluctuate and takes into account the price impact of pre-payment risk of bonds. Factors that the models and the Adviser take into account include trends in interest rates, credit spreads, and the relative strength of various bond market sectors such as treasuries, investment grade corporate, non-investment grade corporate, mortgage-backed, asset-backed and sovereign debt.

The relative risk across different sectors and segments of the fixed income market is assessed and baskets of representative securities within each such sector and segment are identified to implement the desired risk exposures. The Fund will sell a portfolio holding when the quantitative model outputs indicate a more attractive investment is available or when a change in risk exposure is desired by the Adviser.

The Fund may engage in active and frequent trading. The Fund’s portfolio turnover will vary based on the frequency and magnitude of changes in risks in the fixed income market. The frequency with which the Fund will re-balance its underlying holdings is not pre-determined and will occur when changes to the Fund’s portfolio risk exposures are made by the Adviser, which are currently anticipated to occur between zero to four times in any given calendar year, although there is no limit to the number of re-balancings in a single year and the number may vary from year to year.

Principal And Other Risk Factors

As with all funds, there is the risk that you could lose money through your investment in the Funds. An investment in a Fund is not guaranteed to achieve its investment objective; is not a deposit with a bank; is not insured, endorsed or guaranteed by the Federal Deposit Insurance Corporation or any other government agency; and is subject to investment risks. The Adviser cannot guarantee that a Fund will achieve its objectives. The value of your investment in a Fund, as well as the amount of return you receive on your investment, may fluctuate significantly. You may lose part or all of your investment in a Fund or your investment may not perform as well as other similar investments. A Fund is not intended to be a complete investment program but rather one component of a diversified investment portfolio. Many factors affect a Fund's net asset value and performance. It is important that investors closely review and understand these risks before making an investment in a Fund. Additional information regarding the principal and certain other risks of investing in the Funds is provided below. The Funds' Statement of Additional Information ("SAI"), which is incorporated by reference into this Prospectus, includes more information about the Funds and their investments and risks. The risks described in this Prospectus (and in the SAI) are not intended to include every potential risk of investing in the Funds. The Funds could be subject to additional risks because the types of investments it makes may change over time. The following section provides additional information regarding certain of the principal risks identified under "Principal Risk Factors" in the Fund's summary along with additional risk information. The table below provides additional information regarding the risks of investing in the Funds. Following the table, each risk is explained.

	LeaderShares® Activist Leaders® ETF	LeaderShares® AlphaFactor® Tactical Focused ETF	LeaderShares® AlphaFactor® US Core Equity ETF	LeaderShares® Equity Skew ETF	LeaderShares® Dynamic Yield ETF
<i>Activist Risk</i>	X				
<i>Active Trading Risk</i>	X	X	X	X	X
<i>Asset Allocation Risk</i>					X
<i>Authorized Participant Concentration Risk</i>	X	X	X	X	X
<i>Bank Loan Risk</i>					X
<i>Cash Redemption Risk</i>					X
<i>Calculation Methodology Risk</i>			X		
<i>Cash Positions Risk</i>		X			X
<i>Concentration Risk</i>			X		
<i>Consumer Discretionary Sector Risk</i>			X		
<i>Convertible Securities Risk</i>					X
<i>Credit Risk</i>					X
<i>Credit Spread Risk</i>					X
<i>Currency Risk</i>					X
<i>Cybersecurity Risk</i>	X	X	X	X	X
<i>Emerging Markets Risk</i>				X	X
<i>Energy Sector Risk</i>					X
<i>Equity Risk</i>	X	X	X	X	
<i>ETF Structure Risk</i>	X	X	X	X	X
<i>Financials Sector Risk</i>		X	X		X
<i>Fixed Income Securities Risk</i>					X
<i>Fluctuation in Net Asset Value Risk</i>	X	X	X	X	X
<i>Focus Risk</i>		X			
<i>Foreign (Non-U.S.) Investments Risk</i>	X			X	X
<i>Gap Risk</i>	X	X	X	X	X
<i>Geographic and Sector Risk</i>				X	
<i>Hedging Transactions Risk</i>					X
<i>High Yield Risk</i>					X
<i>Index Risk</i>					X
<i>Index Tracking Error Risk</i>			X		
<i>Industrials Sector Risk</i>			X		
<i>Information Technology Sector Risk</i>	X		X		
<i>Investment Companies and ETFs Risk</i>		X		X	X
<i>Issuer Specific Risk</i>					X
<i>Leveraging Risk</i>					X
<i>Libor Risk</i>					X
<i>Liquidity Risk</i>					X
<i>Management Risk</i>	X	X	X	X	X
<i>Market Capitalization Risk</i>	X	X	X	X	
<i>Market Events Risk</i>	X	X	X	X	X
<i>Market Risk</i>	X	X	X	X	X
<i>Model Risk</i>					X

<i>Money Market Instrument Risk</i>		X			
<i>Mortgage-Backed and Asset-Backed Securities Risk</i>					X
<i>New Fund Risk</i>	X	X		X	X
<i>Odd Lot Pricing Risk</i>					X
<i>Passive Investment Risk</i>			X		
<i>Portfolio Turnover Risk</i>			X		X
<i>Quantitative Investing Risk</i>	X	X		X	
<i>Regulatory Risk</i>					X
<i>Retail Sector Risk</i>			X		
<i>Rules-Based Strategy Risk</i>	X	X	X		
<i>Sector Risk</i>	X	X			X
<i>Tactical Overlay Strategy Risk</i>		X			
<i>U.S. Government Securities Risk</i>	X	X			X
<i>Valuation Risk</i>					X
<i>Volatility Risk</i>	X	X	X	X	X

The Equity Skew ETF may invest in securities of other investment companies, including ETFs. The Equity Skew ETF may be subject to the risks of the securities and other instruments described below through its own direct investments and indirectly through investments in other investment companies, including ETFs. In addition, each of the Activist Leaders ETF, the Tactical ETF, the US Core Equity ETF, and the Dynamic Yield ETF may also be subject to the risks of the securities and other instruments described below through its own direct investments and, to the extent such funds invest in other investment companies, indirectly through such investments.

Activist Risk

An activist investor uses an equity stake in a company to put public pressure on the company's management team and board in order to achieve certain objectives such as the increase of shareholder value through changes in corporate policy or financing structure, or to reduce expenses. Shareholder activism can take any of several forms, including proxy battles, publicity campaigns, and negotiations with management. Although the Fund does not intend to invest in companies for the purpose of effecting change or influencing or controlling management itself, the Fund invests in companies that the Adviser believes have potential for capital appreciation resulting from such changes. The Adviser's evaluation of companies may prove incorrect, or the efforts which they invest may not be successful, or even if successful, may have unintended affects or cause the Fund's investment to lose value.

Active Trading Risk

A higher portfolio turnover may result in higher transactional and brokerage costs associated with the turnover which may reduce the Fund's return, unless the securities traded can be bought and sold without corresponding commission costs. Active trading of securities may also increase the Fund's realized capital gains or losses, which may affect the taxes you pay as a Fund shareholder.

Asset Allocation Risk

Asset allocation risk is the risk that the selection by a manager of a fund in which the Fund invests and the allocation of the Fund's assets among the various asset classes and market segments will cause the Fund to underperform other funds with similar investment objectives. The Fund's investment in any one fund or asset class may exceed 25% of the Fund's total assets, which may cause it to be subject to greater risk than a more diversified fund.

Authorized Participant Concentration Risk

To the extent that authorized participants are unable or otherwise unavailable to proceed with creation and/or redemption orders and no other authorized participant is able to create or redeem in their place, shares may trade at a discount to NAV and may face delisting.

Bank Loan Risk

The Fund's investments in secured and unsecured participations in bank loans and assignments of such loans may create substantial risk. In making investments in such loans, which are made by banks or other financial intermediaries to borrowers, the Fund will depend primarily upon the creditworthiness of the borrower for payment of principal and interest. If the Fund does not receive scheduled interest or principal payments on such indebtedness, the Fund's share price could be adversely affected. The Fund may invest in loan participations that are rated by a NRSRO or are unrated, and may invest in loan participations of any credit quality, including "distressed" companies with respect to which there is a substantial risk of losing the entire amount invested. In addition, certain bank loans in which the Fund may invest may be illiquid and, therefore, difficult to value and/or sell at a price that is beneficial to the Fund.

Calculation Methodology Risk

The Index relies on various sources of information to assess the criteria of issuers included in the Index, including information that may be based on assumptions and estimates. Neither the Fund, the Adviser, nor Solactive, AG can offer assurances that the Index's calculation methodology or sources of information will provide an accurate assessment of included issuers or correct valuation of securities, nor can they guarantee the availability or timeliness of the production of the Index.

Cash Positions Risk

The Fund may hold a significant position in cash and/or cash equivalent securities. When the Fund's investment in cash or cash equivalent securities increases, the Fund may not participate in market advances or declines to the same extent that it would if the Fund were more fully invested.

Cash Redemption Risk

The Fund may pay out of its redemption proceeds in cash rather than through the in-kind delivery of portfolio securities. The Fund may be required to sell portfolio securities in order to obtain the cash needed to distribute redemption proceeds. This may cause the Fund to recognize a capital gain that it might not have incurred if it had made a redemption in-kind. As a result, the Fund may pay out higher annual capital gains distributions than if the in-kind redemption process was used. Only certain institutional investors known as Authorized Participants who have entered into an agreement with the Fund's distributor may redeem shares from the Fund directly; all other investors buy and sell shares at market prices on an exchange.

Concentration Risk

If the Fund invests a significant portion of its total assets in certain issuers within the same economic sector, an adverse economic, business or political development affecting that sector may affect the value of the Fund's investments more than if the Fund's investments were not so concentrated.

Convertible Securities Risk

Convertible securities include fixed income securities that may be exchanged or converted into a predetermined number of the issuer's common stock at the option of the holder during a specified period. The market value of a convertible security performs like that of a regular debt security; that is, if market interest rates rise, the value of a convertible security usually falls. In addition, convertible securities are subject to the risk that the issuer will not be able to pay interest or dividends when due, and their market value may change based on changes in the issuer's credit rating or the market's perception of the issuer's creditworthiness. Since it derives a portion of its value from the common stock into which it may be converted, a convertible security is also subject to the same types of market and issuer risks that apply to the underlying common stock. Convertible securities subject the Fund to the risks associated with both fixed-income securities and equity securities. If a convertible security's investment value is greater than its conversion value, its price likely increase when interest rates fall and decrease when interest rates rise. If the conversion value exceeds the investment value, the price of the convertible security will tend to fluctuate directly with the price of the underlying equity security.

Credit Risk

The risk that issuers or guarantors of a fixed income security cannot or will not make payments on the securities and other investments held by the Fund, resulting in losses to the Fund. Changes in the credit rating of a debt security or of the issuer of a debt security held by a Fund could have a similar effect. The credit quality of securities held by the Fund may be lowered if an issuer's financial condition changes, which may lower their value and may affect their liquidity. Generally, the lower the credit rating of a security, the greater the risk that the issuer of the security will default on its obligation. High quality securities are generally believed to have relatively low degrees of credit risk. The Fund intends to enter into financial transactions with counterparties that are creditworthy at the time of the transactions. There is always the risk that the Adviser's analysis of creditworthiness is incorrect or may change due to market conditions. To the extent that the Fund focuses its transactions with a limited number of counterparties, it will be more susceptible to the risks associated with one or more counterparties.

Credit Spread Risk

The risk that credit spreads (or the difference in yield between securities that is due to differences in their credit quality) may increase when the market expects lower-grade bonds to default more frequently. Widening credit spreads may quickly reduce the market values of lower-rated securities.

Currency Risk

The risk that foreign (non-U.S.) currencies will decline in value relative to the U.S. dollar and adversely affect the value of the Fund's investments in foreign (non-U.S.) currencies or in securities that trade in, and receive revenues in, or in derivatives that provide exposure to, foreign (non-U.S.) currencies. Currency risk may be particularly high to the extent that the Fund invests in foreign (non-U.S.) currencies or engages in foreign currency transactions that are economically tied to emerging market countries.

Cybersecurity Risk

There is risk to the Fund of an unauthorized breach and access to fund assets, customer data (including private shareholder information), or proprietary information, or the risk of an incident occurring that causes the Fund or its Service Providers to suffer data breaches, data corruption or lose operational functionality. Successful cyber-attacks or other cyber-failures or events affecting the Fund, or its Service Providers may adversely impact the Fund or its shareholders. Because information technology (“IT”) systems and digital data underlie most of the Fund’s operations, the Fund and its Service Providers are exposed to the risk that their operations and data may be compromised as a result of internal and external cyber-failures, breaches or attacks (“Cyber Risk”). This could occur as a result of malicious or criminal cyber-attacks. Cyber-attacks include actions taken to: (i) steal or corrupt data maintained online or digitally, (ii) gain unauthorized access to or release confidential information, (iii) shut down the Fund or Service Provider website through denial-of-service attacks, or (iv) otherwise disrupt normal business operations. Events arising from human error, faulty or inadequately implemented policies and procedures or other systems failures unrelated to any external cyber-threat may have effects similar to those caused by deliberate cyber-attacks. See “Cybersecurity” below for additional risks related to potential cybersecurity breaches.

Emerging Markets Risk

To the extent the Fund invests in emerging market securities, the risks associated with foreign (non-U.S.) investment risk may be particularly high. The Fund’s investments in emerging market countries are subject to all of the risks of foreign investing generally, and have additional heightened risks due to a lack of established legal, political, business and social frameworks to support securities markets. These risks include less social, political and economic stability; smaller securities markets with low or nonexistent trading volume and greater illiquidity and price volatility; more restrictive national policies on foreign investment, including restrictions on investment in issuers or industries deemed sensitive to national interests; less transparent and established taxation policies; less developed regulatory or legal structures governing private and foreign investment; more pervasiveness of corruption and crime; less financial sophistication, creditworthiness and/or resources possessed by, and less government regulation of, the financial institutions and issuers with which the Fund transacts; less government supervision and regulation of business and industry practices, stock exchanges, brokers and listed companies than in the U.S.; greater concentration in a few industries resulting in greater vulnerability to regional and global trade conditions; higher rates of inflation and more rapid and extreme fluctuations in inflation rates; greater sensitivity to interest rate changes; increased volatility in currency exchange rates and potential for currency devaluations and/or currency controls; greater debt burdens relative to the size of the economy; more delays in settling portfolio transactions and heightened risk of loss from share registration and custody practices; and less assurance that recent favorable economic developments will not be slowed or reversed by unanticipated economic, political or social events in such countries. Because of these risk factors, the Fund’s investments in developing market countries are subject to greater price volatility and illiquidity than investments in developed markets. Governments of emerging market countries may own or control parts of the private sector. Accordingly, government actions could have a significant impact on economic conditions. Certain emerging market countries require governmental approval prior to investments by foreign persons, limit the amount of investment by foreign persons in a particular sector and/or company, limit the investment by foreign persons to a specific class of securities of an issuer that may have less advantageous rights than a domestically available class, require foreign investors to maintain a trading account with only one licensed securities company in the relevant market and/or impose additional taxes on foreign investors. These may contribute to the illiquidity of the relevant securities market, as well as create inflexibility and uncertainty as to the trading environment. The legal remedies for investors in emerging markets may be more limited than the remedies available in the U.S., and the ability of U.S. authorities (e.g., SEC and the U.S. Department of Justice) to bring actions against bad actors may be limited.

Energy Sector Risk

The Fund may invest in the energy sector, which is comprised of energy, industrial, consumer, infrastructure and logistics companies, and will therefore be susceptible to adverse economic, environmental, business, regulatory or other occurrences affecting that sector. The energy markets have experienced significant volatility in recent periods, including a historic drop in crude oil and natural gas prices in April 2020 attributable to the significant decrease in demand for oil and other energy commodities as a result of the slowdown in economic activity due to the COVID-19 pandemic as well as price competition among key oil-producing countries. The low price environment caused financial hardship for energy companies and has led to, and may continue to lead to, energy companies defaulting on debt and filing for bankruptcy. The energy markets may continue to experience stress and relatively high volatility for a prolonged period. The energy sector has historically experienced substantial price volatility. At times, the performance of these investments may lag the performance of other sectors or the market as a whole. Companies operating in the energy sector are subject to specific risks, including, among others, fluctuations in commodity prices; reduced consumer demand for commodities such as oil, natural gas or petroleum products; reduced availability of natural gas or other commodities for transporting, processing, storing or delivering; slowdowns in new construction; extreme weather or other natural disasters; and threats of attack by terrorists on energy assets. Additionally, energy sector companies are subject to substantial government regulation and changes in the regulatory environment for energy companies may adversely impact their profitability. Over time, depletion of natural gas reserves and other energy reserves may also affect the profitability of energy companies. The current administration could significantly impact the regulation of United States financial markets and dramatically alter existing trade, tax, energy and infrastructure policies, among others. The Fund cannot predict whether federal financial regulatory agencies will take any action to adopt new regulations or provide guidance that will adversely impact the energy industry. In addition, the current administration has recently announced several initiatives aimed at addressing climate change. It is unclear how these initiatives could impact the Fund’s investments.

Equity Risk

Equity securities are susceptible to general market fluctuations, volatile increases and decreases in value as market confidence in and perceptions of their issuers change and unexpected trading activity among retail investors. Factors that may influence the price of equity securities include developments affecting a specific company or industry, or the changing economic, political or market conditions.

ETF Structure Risk

The Fund is structured as an ETF and as a result is subject to special risks, including:

- *Not Individually Redeemable.* Shares are not individually redeemable and may be redeemed by the Fund at NAV only in large blocks known as “Creation Units.” You may incur brokerage costs purchasing enough shares to constitute a Creation Unit.
- *Trading Issues.* Trading in shares on the Exchange may be halted due to market conditions or for reasons that, in the view of the Exchange, make trading in shares inadvisable, such as extraordinary market volatility. There can be no assurance that shares will continue to meet the listing requirements of the Exchange. An active trading market for the Fund’s shares may not be developed or maintained. If the Fund’s shares are traded outside a collateralized settlement system, the number of financial institutions that can act as authorized participants that can post collateral on an agency basis is limited, which may limit the market for the Fund’s shares.
- *Market Price Variance Risk.* The market prices of shares will fluctuate in response to changes in NAV and supply and demand for shares and will include a “bid-ask spread” charged by the exchange specialists, market makers or other participants that trade the particular security. There may be times when the market price and the NAV vary significantly and you may pay more than NAV when buying shares on the secondary market, and you may receive less than NAV when you sell those shares. This means shares may trade at a discount or premium to NAV. If a shareholder purchases shares at a time when the market price is at a premium to the NAV or sells shares at a time when the market price is at a discount to NAV, the shareholder may sustain losses if the shares are sold at a price that is less than the price paid by the shareholder for the shares. In times of market stress, such as what was experienced during the COVID-19 pandemic, market makers may step away from their role market making in shares of ETFs and in executing trades, which can lead to differences between the market value of Fund shares and the Fund’s net asset value. The market price for the Fund’s shares may deviate from the Fund’s net asset value, particularly during times of market stress, with the result that investors may pay significantly more or significantly less for Fund shares than the Fund’s net asset value, which is reflected in the bid and ask price for Fund shares or in the closing price. When all or a portion of an ETF’s underlying securities trade in a market that is closed when the market for the Fund’s shares is open, there may be changes from the last quote of the closed market and the quote from the Fund’s domestic trading day, which could lead to differences between the market value of the Fund’s shares and the Fund’s net asset value. In stressed market conditions, the market for the Fund’s shares may become less liquid in response to the deteriorating liquidity of the Fund’s portfolio. This adverse effect on the liquidity of the Fund’s shares may, in turn, lead to differences between the market value of the Fund’s shares and the Fund’s net asset value.

Financial Sector Risk

The financial sector can be significantly affected by changes in interest rates, government regulation, the rate of defaults on corporate, consumer and government debt, the availability and cost of capital, and the impact of more stringent capital requirements. The Fund may be adversely affected by events or developments negatively impacting the financial sector.

Fixed Income Securities Risk

Fixed income securities held by the Fund are subject to interest rate risk, call risk, prepayment and extension risk, credit risk, duration risk and liquidity risk, which are more fully described below. In addition, current market conditions may pose heightened risks for fixed income securities. After being at or near historic lows in recent years, interest rates have begun to rise. Increases in interest rates could result in less liquidity and greater volatility of fixed income securities. The Fund may lose money if short-term or long-term interest rates rise sharply in a manner not anticipated by Fund management. Moreover, new regulations applicable to and changing business practices of financial intermediaries restricting their market marking activities for certain fixed income securities, which may reduce the liquidity and increase the volatility for such fixed income securities. The fixed-income securities market can be susceptible to increases in volatility and decreases in liquidity. Liquidity may decline unpredictably in response to overall economic conditions or credit tightening. For example, a general rise in interest rates may cause investors to move out of fixed income securities on a large scale, which could adversely affect the price and liquidity of fixed income securities and could also result in increased redemptions for the Fund.

- *Call Risk.* During periods of declining interest rates, a bond issuer may “call,” or repay, its high yielding bonds before their maturity dates. The Fund would then be forced to invest the unanticipated proceeds at lower interest rates, resulting in a decline in its income.
- *Credit Risk.* Fixed income securities are generally subject to the risk that the issuer may be unable to make principal and interest payments when they are due. There is also the risk that the securities could lose value because of a loss of confidence in the ability of the borrower to pay back debt. Lower rated fixed income securities involve greater credit risk, including the possibility of default or bankruptcy.

- *Duration Risk.* Longer-term securities may be more sensitive to interest rate changes. A heightened risk is posed by rising interest rates to longer-term fixed income securities. Effective duration estimates price changes for relatively small changes in rates.
- *Interest Rate Risk.* Fixed income securities are subject to the risk that the securities could lose value because of interest rate changes. For example, bonds tend to decrease in value if interest rates rise. Fixed income securities with longer maturities sometimes offer higher yields, but are subject to greater price shifts as a result of interest rate changes than fixed income securities with shorter maturities.
- *Liquidity Risk.* Trading opportunities are more limited for fixed income securities that have not received any credit ratings, have received ratings below investment grade or are not widely held. These features make it more difficult to sell or buy a security at a favorable price or time. Consequently, the Fund may have to accept a lower price to sell a security, sell other securities to raise cash or give up an investment opportunity, any of which could have a negative effect on its performance. Infrequent trading of securities may also lead to an increase in their price volatility. Liquidity risk also refers to the possibility that the Fund may not be able to sell a security or close out an investment contract when it wants to. If this happens, the Fund will be required to hold the security or keep the position open, and it could incur losses.
- *Prepayment and Extension Risk.* Many types of fixed income securities are subject to prepayment risk. Prepayment occurs when the issuer of a fixed income security can repay principal prior to the security's maturity. Fixed income securities subject to prepayment can offer less potential for gains during a declining interest rate environment and similar or greater potential for loss in a rising interest rate environment and accordingly, a decline in the Fund's net asset value. In addition, the potential impact of prepayment features on the price of a fixed income security can be difficult to predict and result in greater volatility. On the other hand, rising interest rates could cause prepayments of the obligations to decrease, extending the life of mortgage- and asset-backed securities with lower payment rates. This is known as extension risk and may increase the Fund's sensitivity to rising rates and its potential for price declines.
- *Variable and Floating Rate Securities.* Variable and floating rate securities generally are less sensitive to interest changes but may decline in value if their interest rates do not rise as much, or as quickly, as interest rates in general. Floating rate securities will not generally increase in value if interest rates decline.

Fluctuation of Net Asset Value Risk

The NAV of a Fund's shares will generally fluctuate with changes in the market value of the Fund's holdings. The market prices of the shares will generally fluctuate in accordance with changes in NAV as well as the relative supply of and demand for the shares on the Exchange. The Adviser cannot predict whether the shares will trade below, at or above their NAV. Price differences may be due, in large part, to the fact that supply and demand forces at work in the secondary trading market for the shares will be closely related to, but not identical to, the same forces influencing the prices of a Fund's holdings trading individually or in the aggregate at any point in time. In addition, unlike conventional ETFs, each of the Activist Leaders ETF, the Tactical ETF and the Equity Skew ETF is not an index fund. Such Funds are actively managed and do not seek to replicate the performance of a specified index. Actively managed ETFs have a limited trading history and, therefore, there can be no assurance as to whether and/or the extent to which the shares will trade at premiums or discounts to NAV.

Focus Risk

To the extent that a Fund invests a greater proportion of its assets in the securities of a smaller number of issuers, the Fund may be subject to greater volatility with respect to its investments than a fund that invests in a larger number of securities.

Foreign (Non-U.S.) Investments Risk

Foreign (non-U.S.) securities present greater investment risks than investing in the securities of U.S. issuers and may experience more rapid and extreme changes in value than the securities of U.S. companies. Foreign securities involve risks related to less stringent foreign securities regulations and less information about foreign (non-U.S.) companies in the form of reports and ratings than about U.S. issuers; less stringent investor protections and corporate governance; more or less foreign government regulation; different accounting, auditing and financial reporting requirements; smaller markets; nationalization; expropriation or confiscatory taxation; currency blockage; or political, financial, social and economic events (including, for example, military confrontations, war and terrorism) or diplomatic developments. To the extent that the Fund invests a significant portion of its assets in a specific geographic region, the Fund will generally have more exposure to regional economic risks associated with foreign investments. Foreign (non-U.S.) securities may also be less liquid and more difficult to value than securities of U.S. issuers. In addition, foreign markets may have greater volatility than domestic markets and foreign securities may be less liquid and harder to value than domestic securities. Certain foreign markets may rely heavily on particular industries or foreign capital and are more vulnerable to diplomatic developments, the imposition of economic sanctions against a particular country or countries, organizations, entities and/or individuals, changes in international trading patterns, trade barriers, and other protectionist or retaliatory measures. International trade barriers or economic sanctions against foreign countries, organizations, entities and/or individuals may adversely affect the Fund's foreign holdings or exposures.

Foreign securities involve special risks and costs, which are considered by the investment adviser in evaluating the creditworthiness of issuers and making investment decisions for the Fund. Foreign securities fluctuate in price because of political, financial, social and economic events in foreign countries (including, for example, military confrontations, war and terrorism). A foreign security could also lose value because of more or less stringent foreign securities regulations and less stringent accounting and disclosure standards. In addition, foreign markets may have greater volatility than domestic markets and foreign securities may be less liquid and harder to value than domestic securities.

Foreign securities, and in particular foreign debt securities, are sensitive to changes in interest rates. In addition, investment in the securities of foreign governments involves the risk that foreign governments may default on their obligations or may otherwise not respect the integrity of their obligations. The performance of investments in securities denominated in a foreign currency also will depend, in part, on the strength of the foreign currency against the U.S. dollar and the interest rate environment in the country issuing the currency. Absent other events which otherwise could affect the value of a foreign security (such as a change in the political climate or an issuer's credit quality), appreciation in the value of the foreign currency generally results in an increase in value of a foreign currency-denominated security in terms of U.S. dollars. A decline in the value of the foreign currency relative to the U.S. dollar generally results in a decrease in value of a foreign currency-denominated security. Additionally, many countries throughout the world are dependent on a healthy U.S. economy and are adversely affected when the U.S. economy weakens or its markets decline.

Investment in foreign securities may involve higher costs than investment in U.S. securities, including higher transaction and custody costs as well as the imposition of additional taxes by foreign governments. Foreign investments also may involve risks associated with the level of currency exchange rates, less complete financial information about the issuers, less market liquidity, more market volatility and political instability. Future political and economic developments, the possible imposition of withholding taxes on dividend income, the possible seizure or nationalization of foreign holdings, the possible establishment of exchange controls or freezes on the convertibility of currency, trade restrictions (including tariffs) or the adoption of other governmental restrictions might adversely affect an investment in foreign securities. Additionally, foreign banks and foreign branches of domestic banks may be subject to less stringent reserve requirements and to different accounting, auditing and recordkeeping requirements.

While a Fund's investments may, if permitted, be denominated in foreign currencies, the portfolio securities and other assets held by the Fund or underlying funds are valued in U.S. dollars. Price fluctuations may occur in the dollar value of foreign securities because of changing currency exchange rates or, in the case of hedged positions, because the U.S. dollar declines in value relative to the currency hedged. Currency exchange rates may fluctuate significantly over short periods of time causing a Fund's or Underlying Fund's NAV to fluctuate as well. Currency exchange rates can be affected unpredictably by the intervention or the failure to intervene by U.S. or foreign governments or central banks, or by currency controls or political developments in the United States or abroad. To the extent that a Fund or Underlying Fund is invested in foreign securities while also maintaining currency positions, it may be exposed to greater combined risk. The net currency positions of the Funds or underlying funds may expose them to risks independent of their securities positions.

The Fund may operate in euros and/or may hold euros and/or euro-denominated bonds and other obligations. The euro requires participation of multiple sovereign states forming the Euro zone and is therefore sensitive to the credit and general economic and political positions of each such state, including, each state's actual and intended ongoing engagement with and/or support for the other sovereign states then forming the European Union ("EU"), in particular those within the Euro zone. Changes in these factors might materially and adversely impact the value of securities in which a Fund or Underlying Fund has invested.

On January 31, 2020, the United Kingdom ("UK") left the EU (commonly referred to as "Brexit"). The UK and the EU signed the EU-UK Trade and Cooperation Agreement ("TCA"), which is an agreement on the terms governing certain aspects of the EU's and UK's relationship post Brexit. However, under the TCA, many aspects of the EU-UK relationship remain subject to further negotiation. The full effects of Brexit are unknown at this time and could negatively impact the value of the Fund's investments. Securities issued by companies domiciled in the UK could be subject to changing regulatory and tax regimes. Banking and financial services companies that operate in the UK or EU could be disproportionately impacted by these actions. Further insecurity in EU membership, or the abandonment of the euro, could exacerbate market and currency volatility and negatively impact the Funds' investments in securities issued by companies located in EU countries. A number of countries in Europe have suffered terror attacks, and additional attacks may occur in the future. Ukraine has experienced ongoing military conflict; this conflict may expand and military attacks could occur in Europe. Europe has also been struggling with mass migration from the Middle East and Africa. Recent and upcoming European elections could, depending on the outcomes, further call into question the future direction of the EU. The ultimate effects of these events and other socio-political or geopolitical issues are not known but could profoundly affect global economies and markets. The impact of these actions, especially if they occur in a disorderly fashion, is not clear, but could be significant and far-reaching. Whether or not a Fund invests in securities of issuers located in Europe or with significant exposure to European issuers or countries, these events could negatively affect the value and liquidity of a Fund's investments.

In addition, Russia's recent military incursions in Ukraine have led to sanctions being levied against Russia by the United States, EU and other countries, which could adversely affect European and global energy and financial markets, as well as commodity prices, supply chains and global trade.

Gap Risk

The Fund is subject to the risk that a stock price or derivative value will change dramatically from one level to another with no trading in between and/or before the Fund can exit the investment. Usually such movements occur when there are adverse news announcements, which can cause a stock price or derivative value to drop substantially from the previous day's closing price. For example, the price of a stock can drop from its closing price one night to its opening price the next morning. The difference between the two prices is the gap. Trading halts may lead to gap risk.

Geographic and Sector Risk

The risk that if the Fund invests a significant portion of its total assets in certain issuers within the same geographic region or economic sector, an adverse economic, business or political development or natural or other event, including war, terrorism, natural and environmental disasters, epidemics, pandemics and other public health issue crisis, affecting that region or sector may affect the value of the Fund's investments more than if the Fund's investments were not so focused. While the Fund may not concentrate in any one industry, the Fund may invest without limitation in a particular country or sector.

Hedging Transactions Risk

The Adviser may employ various hedging techniques. The success of the Fund's hedging strategy will be subject to the Adviser's ability to correctly assess the degree of correlation between the performance of the instruments used in the hedging strategy and the performance of the investments in the portfolio being hedged. Since the characteristics of many securities change as markets change or time passes, the success of the Fund's hedging strategy will also be subject to the Adviser's ability to continually recalculate, readjust, and execute hedges in an efficient and timely manner. Investing for hedging purposes or to increase the Fund's return may result in certain additional transaction costs.

Hedging against a decline in the value of a portfolio position does not eliminate fluctuations in the values of those portfolio positions or prevent losses if the values of those positions decline. Rather, it establishes other positions designed to gain from those same declines, thus seeking to moderate the decline in the portfolio position's value. Such hedging transactions also limit the opportunity for gain if the value of the portfolio position should increase. For a variety of reasons, the Adviser may not seek to establish a perfect correlation between such hedging instruments and the portfolio holdings being hedged. Such imperfect correlation may prevent the Fund from achieving the intended hedge or expose the Fund to risk of loss. In addition, it is not possible to hedge fully or perfectly against any risk, and hedging entails its own costs. The Adviser may determine, in its sole discretion, not to hedge against certain risks and certain risks may exist that cannot be hedged. Furthermore, the Adviser may not anticipate a particular risk so as to hedge against it effectively. Hedging transactions also limit the opportunity for gain if the value of a hedged portfolio position should increase.

High Yield Risk

Investment in or exposure to high yield (lower rated) debt instruments (also known as "junk bonds") may involve greater levels of interest rate, credit, liquidity and valuation risk than for higher rated instruments. High yield debt instruments are considered predominantly speculative and are higher risk than investment grade instruments with respect to the issuer's continuing ability to make principal and interest payments and, therefore, such instruments generally involve greater risk of default or price changes than higher rated debt instruments. An economic downturn or period of rising interest rates could adversely affect the value of these securities and market for these securities and reduce market liquidity (liquidity risk). Less active markets can diminish the Fund's ability to obtain accurate market quotations when valuing portfolio securities and thereby give rise to valuation risk. If the issuer of a security is in default with respect to interest or principal payments, the issuer's security could lose its entire value. Furthermore, the transaction costs associated with the purchase and sale of high yield debt instruments may vary greatly depending on a number of factors and may adversely affect the Fund's performance.

Index Risk

If a derivative is linked to the performance of an index, it will be subject to the risks associated with changes in that index. If the index changes, the Fund could receive lower interest payments or experience a reduction in the value of the derivative to below what the Fund paid. Certain indexed securities, including inverse securities (which move in an opposite direction to the index), may create leverage, to the extent that they increase or decrease in value at a rate that is a multiple of the changes in the applicable index.

Index Tracking Error Risk

As with all index funds, the performance of the Fund and the Index may differ from each other for a variety of reasons. For example, the Fund incurs operating expenses and portfolio transaction costs not incurred by the Index. In addition, the Fund may not be fully invested in the securities of the Index at all times, may deviate from the relative weightings of the Index or may hold securities not included in the Index. Tracking error risk may be heightened during times of market volatility or other unusual market conditions.

Industry Concentration Risk

The Fund may be susceptible to an increased risk of loss, including losses due to adverse events that affect the Fund's investments more than the market as a whole, to the extent that the Fund's investments are concentrated in a particular industry, group of industries or sector.

Investment Companies and ETFs Risk

When the Fund invests in other investment companies, including ETFs, it will bear additional expenses based on its pro rata share of the other investment company's or ETF's operating expenses, including the management fees of the investment company or ETF in addition to those paid by the Fund. The risk of owning an investment company or ETF generally reflects the risks of owning the underlying investments the investment company or ETF holds. The Fund also will incur brokerage costs when it purchases and sells ETFs. The Fund may invest in inverse ETFs, which may result in increased volatility and will magnify the Fund's losses or gains. During periods of market volatility, inverse ETFs may not perform as expected.

Issuer-Specific Risk

The value of a specific security or option can be more volatile than the market as a whole and may perform worse than the market as a whole. The value of large cap securities, as represented by the S&P 500 Index, can be more volatile than smaller cap securities due to differing market reactions to adverse issuer, political, regulatory, market, or economic developments.

Leveraging Risk

The use of leverage, such as borrowing for investment purposes and derivative instruments, will magnify the Fund's gains or losses. The use of certain derivatives may increase leveraging risk and adverse changes in the value or level of the underlying asset, rate, or index may result in a loss substantially greater than the amount paid for the derivative. The use of leverage may exaggerate any increase or decrease in the net asset value, causing a Fund to be more volatile and small changes in the value of the underlying instrument may produce disproportionate losses to the Fund. The use of leverage may increase expenses and increase the impact of the Fund's other risks. The use of leverage may cause the Fund to liquidate portfolio positions when it may not be advantageous to do so in order to satisfy its obligations, to meet additional margin requirements or to meet collateral segregation requirements or regulatory requirements resulting in increased volatility of returns. Leverage, including borrowing, may cause the Fund to be more volatile than if the Fund had not been leveraged.

LIBOR Risk

The Fund may invest in securities and other instruments whose interest payments are determined by references to the London Interbank Offered Rate ("LIBOR").

The United Kingdom Financial Conduct Authority, which regulates LIBOR, previously announced that after 2021 it would cease its active encouragement of banks to provide the quotations needed to sustain LIBOR. ICE Benchmark Administration Limited, the administrator of LIBOR, ceased publication of most LIBOR settings on a representative basis at the end of 2021 and is expected to cease publication of the remaining LIBOR settings on a representative basis after June 30, 2023. The U.S. Federal Reserve, based on the recommendations of the New York Federal Reserve's Alternative Reference Rate Committee (comprised of major derivative market participants and their regulators), has begun publishing a Secured Overnight Financing Rate (SOFR), a broad measure of secured overnight U.S. Treasury repo rates, that is intended to replace U.S. dollar LIBOR.

Actions by regulators have resulted in the establishment of alternative reference rates to LIBOR in most major currencies. Markets are developing in response to these new rates, but questions around liquidity in these rates and how to appropriately adjust these rates to eliminate any economic value transfer at the time of transition remain a significant concern. Uncertainty related to the liquidity impact of the change in rates, negative effects on the valuation of the Fund's investments, and how to appropriately adjust these rates at the time of transition, poses risks for the Fund. The effect of any changes to, or discontinuation of, LIBOR on the Fund will depend on, among other things, (1) existing fallback or termination provisions in individual contracts and (2) whether, how, and when industry participants develop and adopt new reference rates and fallbacks for both legacy and new instruments and contracts. The expected discontinuation of LIBOR could have a significant impact on the financial markets in general and may also present heightened risk to market participants, including public companies, investment advisers, investment companies, and broker-dealers. The risks associated with this discontinuation and transition will be exacerbated if the work necessary to effect an orderly transition to an alternative reference rate is not completed in a timely manner. For example, current information technology systems may be unable to accommodate new instruments and rates with features that differ from LIBOR. Accordingly, it is difficult to predict the full impact of the transition away from LIBOR on the Fund until new reference rates and fallbacks for both legacy and new instruments and contracts are commercially accepted and market practices become settled.

Alteration of the terms of a debt instrument or a modification of the terms of other types of contracts to replace an interbank offered rate with a new reference rate could result in a taxable exchange and the realization of income and gain/loss for U.S. federal income tax purposes. The IRS has issued final regulations regarding the tax consequences of the transition from interbank offered rates to new reference rates in debt instruments and non-debt contracts. Under the regulations, to avoid such alteration or modification of the terms of a debt instrument being treated as a taxable exchange, the fair market value of the modified instrument or contract must be substantially equivalent to its fair market value before the qualifying change was made.

Liquidity Risk

There is risk that the Fund may not be able to pay redemption proceeds within the time periods described in this Prospectus because of unusual market conditions, an unusually high volume of redemption requests, legal restrictions impairing its ability to sell particular securities or close derivative positions at an advantageous market price or other reasons. Certain portfolio securities may be less liquid than others, which may make them difficult or impossible to sell at the time and the price that the Fund would like or difficult to value. The Fund may have to lower the price, sell other securities instead or forgo an investment opportunity. In addition, less liquid securities may be more difficult to value and markets may become less liquid when there are fewer interested buyers or sellers or when dealers are unwilling or unable to make a market for certain securities. Recently, dealers have generally been less willing to make markets for fixed income securities. Any of these events could have a negative effect on fund management or performance. Funds with principal investment strategies that involve investments in securities of companies with smaller market capitalizations, foreign securities, Rule 144A securities, derivatives (e.g., swap contracts) or securities with substantial market and/or credit risk tend to have the greatest exposure to liquidity risk. Liquidity risk may be magnified in an environment of rising interest rates or widening credit spreads in which investor redemptions from fixed income mutual funds may be higher than normal. In the past, in stressed markets, certain types of securities, suffered periods of illiquidity if disfavored by the market. All of these risks may increase during periods of market turmoil, such as that experienced in 2020 with COVID-19, and could have a negative effect on the Fund's performance.

Management Risk

The Funds' investment strategies may not result in an increase in the value of your investment in a Fund or in overall performance equal to other similar investment vehicles having similar investment strategies to those of a Fund. The net asset value of the Fund changes daily based on the performance of the securities and derivatives in which it invests. The Adviser's judgments about the attractiveness, value and potential appreciation of particular securities and derivatives in which the Fund invests may prove to be incorrect and may not produce the desired results. Additionally, the Adviser may have conflicts of interest that could interfere with its management of the Fund's portfolio. For example, the Adviser or its affiliates may manage other investment funds or have other clients that may be similar to, or overlap with, the investment objective and strategy of the Fund, creating potential conflicts of interest when making decisions regarding which investments may be appropriate for the Fund and other clients. Further information regarding conflicts of interest is available in the SAI.

Market Capitalization Risk

The Fund's anticipated weighting towards larger-sized companies subjects the Fund to the risk that larger companies may not be able to attain the high growth rates of successful smaller companies, especially during strong economic periods, and that they may be less capable of responding quickly to competitive challenges and industry changes. Because the Fund may invest in companies of any size, its share price could be more volatile than a Fund that invests only in large companies. Small and medium-sized companies typically have less experienced management, narrower product lines, more limited financial resources, and less publicly available information than larger companies. The earnings and prospects of small and medium sized companies are more volatile than larger companies and may experience higher failure rates than larger companies. Medium sized companies normally have a lower trading volume than larger companies, which may tend to make their market price fall more disproportionately than larger companies in response to selling pressures.

Market Events Risk

There has been increased volatility, depressed valuations, decreased liquidity and heightened uncertainty in the financial markets during the past several years, including what was experienced in 2020. These conditions are an inevitable part of investing in capital markets and may continue, recur, worsen or spread. The U.S. government and the Federal Reserve, as well as certain foreign governments and central banks, have taken steps to support financial markets, including by lowering interest rates to historically low levels. This and other government intervention may not work as intended, particularly if the efforts are perceived by investors as being unlikely to achieve the desired results. The U.S. government and the Federal Reserve have recently reduced market support activities, including by increasing interest rates. Such reduction, including interest rate increases, could negatively affect financial markets generally, increase market volatility and reduce the value and liquidity of securities in which the Fund invests. Policy and legislative changes in the United States and in other countries may also contribute to decreased liquidity and increased volatility in the financial markets. The impact of these influences on the markets, and the practical implications for market participants, may not be fully known for some time. COVID-19 has resulted in travel restrictions, closed international borders, enhanced health screenings at ports of entry and elsewhere, disruption of and delays in healthcare service preparation and delivery, prolonged quarantines, cancellations, business and school closings, supply chain disruptions, and lower consumer demand, as well as general concern and uncertainty. The impact of COVID-19, and other infectious illness outbreaks that may arise in the future, could adversely affect the economies of many nations or the entire global economy, individual issuers and capital markets in ways that cannot necessarily be foreseen. In addition, the impact of infectious illnesses in emerging market countries may be greater due to generally less established healthcare systems.

Market Risk

Overall market risk may affect the value of individual instruments in which the Fund invests. The Fund is subject to the risk that the securities markets will move down, sometimes rapidly and unpredictably, based on overall economic conditions and other factors, which may negatively affect the Fund's performance. Factors such as domestic and foreign (non-U.S.) economic growth and market conditions, real or perceived adverse economic or political conditions, inflation, changes in interest rate levels, lack of liquidity in the markets, volatility in the securities markets, adverse investor sentiment affect the securities markets and political events affect the securities markets. U.S. and foreign stock markets have experienced periods of substantial price volatility in the past and may do so again in the future. Securities markets also may experience long periods of decline in value. A change in financial condition or other event affecting a single issuer or market may adversely impact securities markets as a whole. Rates of inflation have recently risen. The value of assets or income from an investment may be worth less in the future as inflation decreases the value of money. As inflation increases, the real value of the Fund's assets can decline as can the value of the Fund's distributions. When the value of the Fund's investments goes down, your investment in the Fund decreases in value and you could lose money.

Equity securities generally have greater price volatility than fixed income securities, although under certain market conditions fixed income securities may have comparable or greater price volatility. During a general downturn in the securities markets, multiple asset classes may decline in value simultaneously. Adverse market conditions may be prolonged and may not have the same impact on all types of securities. Different sectors of the market and different security types may react differently to such developments. Changes in value may be temporary or may last for extended periods. The Fund may experience a substantial or complete loss on any individual security. Even when securities markets perform well, there is no assurance that the investments held by the Fund will increase in value along with the broader market. Market factors, such as the demand for particular portfolio securities, may cause the price of certain portfolio securities to fall while the prices of other securities rise or remain unchanged.

Local, state, regional, national or global events such as war, acts of terrorism, the spread of infectious illness or other public health issues, recessions, or other events could have a significant impact on the Fund and its investments and could result in decreases to the Fund's net asset value. Political, geopolitical, natural and other events, including war, terrorism, trade disputes, government shutdowns, market closures, natural and environmental disasters, epidemics, pandemics and other public health crises and related events and governments' reactions to such events have led, and in the future may lead, to economic uncertainty, decreased economic activity, increased market volatility and other disruptive effects on U.S. and global economies and markets. Such events may have significant adverse direct or indirect effects on the Fund and its investments. For example, a widespread health crisis such as a global pandemic could cause substantial market volatility, exchange trading suspensions and closures, impact the ability to complete redemptions, and affect Fund performance. A health crisis may exacerbate other pre-existing political, social and economic risks. In addition, the increasing interconnectedness of markets around the world may result in many markets being affected by events or conditions in a single country or region or events affecting a single or small number of issuers.

Model Risk

The Fund will use model-based strategies that, while historically effective, may not be successful on an ongoing basis or could contain unknown errors, which may result in a decline in the value of the Fund's shares. Any imperfections or limitations in a model could affect the ability of the manager to implement strategies. By necessity, models make simplifying assumptions that limit their efficacy. Models relying on historical market data can fail to predict future market events. Further, the data used in the models may be inaccurate and/or it may not include the most recent information about a company or a security. In addition, the model may not adequately take into account certain factors, the data used in the model may be inaccurate, or the computer programming used to create quantitative models might contain one or more errors. Such errors might never be detected, or might be detected only after the Fund has sustained a loss (or reduced performance) related to such errors. Moreover, during periods of increased volatility or changing market conditions, the commonality of portfolio holdings and similarities between strategies of quantitative managers may amplify losses. An increasing number of market participants may rely on models that are similar to those used by the Adviser, which may result in a substantial number of market participants taking the same action with respect to an investment. Should one or more of these other market participants begin to divest themselves of one or more portfolio holdings, the Fund could suffer significant losses. In addition, changes in underlying market conditions can adversely affect the performance of a model.

Money Market Instrument Risk

The value of money market instruments may be affected by changing interest rates and by changes in the credit ratings of the investments. An investment in a money market fund is not insured or guaranteed by the FDIC or any other government agency. It is possible to lose money by investing in a money market fund. Recently, the SEC proposed amendments to money market fund rules intended to address potential systemic risks associated with money market funds and to improve transparency for money market fund investors. The money market fund reforms may impact the structure, operations and return potential of the money market funds in which the Fund invests.

Mortgage-Backed and Asset-Backed Securities Risk

The risk of investing in mortgage-backed and other asset-backed securities, including prepayment risk, extension risk, interest rate risk, market risk and management risk as discussed under Fixed Income Securities Risk above. Mortgage-backed securities include caps and floors, inverse floaters, mortgage dollar rolls, private mortgage pass-through securities, resets and stripped mortgage securities. With respect to prepayment risk, if interest rates fall, the underlying debt may be repaid early, reducing the value of the Fund's investments.

On the other hand, if interest rates rise, the duration of the securities may be extended, making them more sensitive to changes in interest rates. Furthermore, fewer prepayments may be made, which would cause the average bond maturity to rise, increasing the potential for the Fund to lose money. The value of mortgage-backed and asset-backed securities may be considerably affected by changes in interest rates, the market's perception of issuers, declines in the value of collateral, and the creditworthiness of the parties involved. Those securities that are guaranteed as to timely payment of interest and principal by a government entity, are not guaranteed as to market price, which will fluctuate. The ability of the Fund to successfully utilize these instruments may depend on the ability of the Fund's Adviser to forecast interest rates and other economic factors correctly.

New Fund Risk

Each Fund is recently formed. Investors bear the risk that the Fund may not grow to or maintain economically viable size, not be successful in implementing its investment strategy, and may not employ a successful investment strategy, any of which could result in the Fund being liquidated at any time without shareholder approval and/or at a time that may not be favorable for certain shareholders. Such a liquidation could have negative tax consequences for shareholders.

Odd Lot Pricing Risk

Bonds may be purchased and held as smaller sized bond positions known as "odd lots". Pricing services generally value such securities based on bid prices for larger institutional sized bond positions known as "round lots"; and such round lot prices may reflect more favorable pricing than odd lot holdings. The Fund may purchase securities suitable for its investment strategies in odd lots. Special valuation considerations may apply with respect to the Fund's odd-lot positions, as the Fund may receive different prices when it sells such positions than it would receive for sales of institutional round lot positions. The Fund may fair value a particular bond if the Adviser does not believe that the round lot value provided by the independent pricing service reflects fair value of the Fund's holding. There can be no assurance that the Fund's valuation procedures will result in pricing data that is completely congruent with prices that the Fund might obtain on the open market.

Passive Investment Risk

The US Core Equity ETF is not actively-managed and its Adviser would not sell shares of an equity security due to current or projected underperformance of a security, industry, or sector, unless that security is removed from the Index or the selling of shares of that security is otherwise required upon a reconstitution of the Index as addressed in the Index methodology. The US Core Equity ETF invests in securities included in, or representative of securities included in, the Index, regardless of their investment merits. The US Core Equity ETF does not take defensive positions under any market conditions, including conditions that are adverse to the performance of the US Core Equity ETF.

Portfolio Turnover Risk

The Fund may experience high portfolio turnover, including investments made on a shorter-term basis, which may lead to increased Fund expenses that may result in lower investment returns. A higher portfolio turnover may result in higher transactional and brokerage costs. High portfolio turnover may also result in higher short-term capital gains taxable to shareholders.

Quantitative Investing Risk

The Adviser may use proprietary computer trading modeling systems to implement its investment strategies for the Fund. Investments selected using these models may perform differently than the market as a whole or from their expected performance as a result of the factors used in the models, the weight placed on each factor, changes from the factors' historical trends and technical issues in the construction and implementation of the models. There is no assurance that the models are complete or accurate, or representative of future market cycles, nor will they necessarily be beneficial to the Fund if they are accurate. These systems may negatively affect Fund performance for various reasons, including human judgment, inaccuracy of historical data and non-quantitative factors (such as market or trading system dysfunctions, investor fear or over-reaction).

Regulatory Risk

Changes in the laws or regulations of the United States or other countries, including any changes to applicable tax laws and regulations, could impair the ability of the Fund to achieve its investment objective and could increase the operating expenses of mutual funds trading certain derivative instruments to regulation by the CFTC, including additional disclosure and operational obligations. The SEC recently adopted regulations that will subject activities of investment companies trading certain derivative instruments to additional regulation, which may increase the operating expenses of the Fund and impair the Fund's ability to achieve its investment objective.

Rules-Based Strategy Risk

A rules-based investment strategy may not be successful on an ongoing basis or could contain unknown errors. In addition, the data used may be inaccurate or the computer programming used to create a rules-based investment strategy might contain one or more errors. Moreover, during periods of increased volatility or changing market conditions the commonality of portfolio holdings and similarities between strategies of rules-based managers may amplify losses.

Sector Risk

The risk that if a Fund invests a significant portion of its total assets in certain issuers within the same economic sector, an economic, business or political development or natural or other event, including war, terrorism, natural and environmental disasters, epidemics, pandemics and other public health crisis adversely affecting that sector may affect the value of the Fund's investments more than if the Fund's investments were not so concentrated.

- *Consumer Discretionary Sector Risk.* The success of consumer product manufacturers and retailers is tied closely to the performance of domestic and international economies, interest rates, exchange rates, competition, consumer confidence, changes in demographics and consumer preferences. Companies in the consumer discretionary sector depend heavily on disposable household income and consumer spending, and may be strongly affected by social trends and marketing campaigns. These companies may be subject to severe competition, which may have an adverse impact on their profitability. In addition, the impact of any epidemic, pandemic or natural disaster, or widespread fear that such events may occur, could negatively affect the global economy and, in turn, negatively affect companies in the consumer discretionary sector. A recent example is the negative impact on the consumer discretionary sector of the aggressive measures taken worldwide by governments in response to COVID-19, including closing borders, restricting international and domestic travel, and the imposition of prolonged quarantines of large populations, and by businesses, including changes to operations and reducing staff.
- *Financials Sector Risk.* The financials sector includes companies in the banks, capital markets, diversified financials, and insurance industry groups. Performance of companies in the financials sector may be adversely impacted by many factors, including, among others, changes in government regulations, economic conditions, and interest rates, credit rating downgrades, and decreased liquidity in credit markets. The extent to which the Fund may invest in a company that engages in securities-related activities or banking is limited by applicable law. The impact of changes in capital requirements and recent or future regulation of any individual financial company, or of the financials sector as a whole, cannot be predicted. In recent years, cyber-attacks and technology malfunctions and failures have become increasingly frequent in this sector and have caused significant losses to companies in this sector, which may negatively impact the Fund.
- *Industrials Sector Risk.* The industrials sector includes companies in the commercial and professional services and transportation industry groups, including companies engaged in the business of human capital management, business research and consulting, air freight and logistics, airlines, maritime shipping and transportation, railroads and trucking, transportation infrastructure, and aerospace and defense. The value of securities issued by companies in the industrials sector may be adversely affected by supply and demand changes related to their specific products or services and industrials sector products in general. The products of manufacturing companies may face obsolescence due to rapid technological developments and frequent new product introduction. Global events and changes in government regulations, economic conditions and exchange rates may adversely affect the performance of companies in the industrials sector. Companies in the industrials sector may be adversely affected by liability for environmental damage and product liability claims. The industrials sector may also be adversely affected by changes or trends in commodity prices, which may be influenced by unpredictable factors. Companies in the industrials sector, particularly aerospace and defense companies, may also be adversely affected by government spending policies because companies in this sector tend to rely to a significant extent on government demand for their products and services.
- *Information Technology Sector Risk.* The information technology sector includes companies in the software and services, technology hardware and equipment and semiconductors and semiconductor equipment industry groups. Information technology companies face intense competition, both domestically and internationally, which may have an adverse effect on their profit margins. Like other technology companies, information technology companies may have limited product lines, markets, financial resources or personnel. The products of information technology companies may face obsolescence due to rapid technological developments, frequent new product introduction, unpredictable changes in growth rates and competition for the services of qualified personnel. Companies in the information technology sector are heavily dependent on patent and intellectual property rights. The loss or impairment of these rights may adversely affect the profitability of these companies.
- *Insurance Sector Risk.* The Fund may hold a significant investment in the insurance sector. Insurance companies' profits are affected by many factors, including interest rate movements, the imposition of premium rate caps, competition and pressure to compete globally. Certain types of insurance companies may also be affected by weather catastrophes and other disasters and mortality rates. In addition, although the industry is currently subject to extensive regulation, companies in this industry may be adversely affected by increased governmental regulation or tax law changes in the future.
- *Retail Sector Risk.* The Fund may hold a significant investment in the retail sector. Retail and related industries can be significantly affected by the performance of the domestic and international economy, consumer confidence and spending, intense competition, changes in demographics, and changing consumer tastes and preferences. In addition, the impact of any epidemic, pandemic or natural disaster, or widespread fear that such events may occur, could negatively affect the global economy and, in turn, negatively affect companies in the retail sector. A recent example is the negative impact on the retail sector of the aggressive measures taken worldwide by governments in response to COVID-19, including closing borders, restricting international and domestic travel, and the imposition of prolonged quarantines of large populations, and by businesses, including changes to operations and reducing staff.

Tactical Overlay Strategy Risk

The Adviser employs a multi-factor tactical risk management overlay that seeks to identify periods of above average risk and exit positions in equity securities during such periods of above average risk. The failure of the overlay strategy to timely or properly identify periods of above average risk may prevent the Fund from avoiding losses in bad markets or may cause the Fund to miss gains in good markets.

U.S. Government Securities Risk

Treasury obligations may differ in their interest rates, maturities, times of issuance and other characteristics. Obligations of U.S. Government agencies and authorities are supported by varying degrees of credit but generally are not backed by the full faith and credit of the U.S. Government. No assurance can be given that the U.S. Government will provide financial support to its agencies and authorities if it is not obligated by law to do so. In addition, the value of U.S. Government securities may be affected by changes in the credit rating of the U.S. Government.

Valuation Risk

The sale price the Fund could receive for a security may differ from the Fund's valuation of the security, particularly for securities that trade in low volume or volatile markets, or that are valued using a fair value methodology. Because portfolio securities of the Fund may be traded on non-U.S. exchanges, and non-U.S. exchanges may be open on days when the Fund does not price its shares, the value of the securities in the Fund's portfolio may change on days when shareholders will not be able to purchase or sell the Fund's shares.

Volatility Risk

The Fund's investments may appreciate or decrease significantly in value over short periods of time. The value of an investment in the Fund's portfolio may fluctuate due to factors that affect markets generally or that affect a particular industry or sector. The value of an investment in the Fund's portfolio may also be more volatile than the market as a whole. This volatility may affect the Fund's net asset value per share, including by causing it to experience significant increases or declines in value over short periods of time. Events or financial circumstances affecting individual investments, industries or sectors may increase the volatility of the Fund.

Additional Information About Risks

The Funds' SAI, which is incorporated by reference into this Prospectus, includes more information about the Funds and their investments and risks. The risks described in this Prospectus (and in the SAI) are not intended to include every potential risk of investing in a Fund. The Funds could be subject to additional risks because the types of investments they make may change over time.

Portfolio Holdings Disclosure

A description of the Funds' policies regarding the release of portfolio holdings information is available in the Funds' SAI. Shareholders may request portfolio holdings schedules at no charge by calling 1-480-757-4277.

Cybersecurity

The computer systems, networks and devices used by a Fund and its Service Providers to carry out routine business operations employ a variety of protections designed to prevent damage or interruption from computer viruses, network failures, computer and telecommunication failures, infiltration by unauthorized persons and security breaches. Despite the various protections utilized by a Fund and its Service Providers, systems, networks, or devices potentially can be breached. Each Fund and its shareholders could be negatively impacted as a result of a cybersecurity breach. The Funds and the Adviser have limited ability to prevent or mitigate cybersecurity incidents affecting third-party Service Providers.

Cybersecurity breaches can include unauthorized access to systems, networks, or devices; infection from computer viruses or other malicious software code; and attacks that shut down, disable, slow, or otherwise disrupt operations, business processes, or website access or functionality. Cybersecurity breaches may cause disruptions and impact a Fund's business operations, potentially resulting in financial losses; interference with the Fund's ability to calculate its NAV; impediments to trading; the inability of the Funds, the Adviser, and other Service Providers to transact business; prevention of Fund investors from purchasing, redeeming or exchanging shares or receiving distributions; violations of applicable privacy and other laws; regulatory fines, penalties, reputational damage, reimbursement or other compensation costs, or additional compliance costs; as well as the inadvertent release of confidential information.

Similar adverse consequences could result from cybersecurity breaches affecting issuers of securities in which a Fund invests; counterparties with which a Fund engages in transactions; governmental and other regulatory authorities; exchange and other financial market operators, banks, brokers, dealers, insurance companies, and other financial institutions (including financial intermediaries and service providers for a Fund's shareholders); and other parties. In addition, substantial costs may be incurred by these entities in order to prevent any cybersecurity breaches in the future.

MANAGEMENT

Investment Adviser

Redwood Investment Management, LLC (“Redwood” or the “Adviser”), with principal offices at 4110 N. Scottsdale Rd., Suite 125, Scottsdale, AZ, 85251, serves as the investment adviser for the Funds. In addition to advising the Funds, Redwood provides discretionary investment advice to certain individuals, high net worth individuals, pension and profit sharing plans, trusts, estates, corporations, other investment advisory firms, affiliated registered investment companies and a pooled investment vehicle. Redwood also serves as a sub-advisor to other investment advisers. Subject to the supervision of the Funds’ Board of Trustees, the Adviser is responsible for managing the Funds’ investments, executing transactions and providing related administrative services and facilities under an Investment Advisory Agreement between the Funds and the Adviser. As of October 31, 2022, the Adviser had approximately \$2.0 billion in assets under management.

The Adviser has entered into an investment advisory agreement with the Funds. Under the agreement, the Adviser is entitled to receive, and did receive for the prior fiscal year, an annual management fee set forth below of the Fund’s average daily net assets. Each Fund’s management fee is a “unitary” fee that includes all operating expenses payable by a Fund, except for brokerage fees and commissions, taxes, borrowing costs (such as dividend expenses on securities sold short and interest), fees and expenses of other investment companies in which a Fund may invest, and such extraordinary or non-recurring expenses as may arise, including litigation expenses.

Fund	Advisory Fee
LeaderShares [®] Activist Leaders [®] ETF	0.75%
LeaderShares [®] AlphaFactor [®] Tactical Focused ETF	0.99%
LeaderShares [®] AlphaFactor [®] US Core Equity ETF	0.75%
LeaderShares [®] Equity Skew ETF	0.75%
LeaderShares [®] Dynamic Yield ETF	0.75%

A discussion regarding the basis for the Board of Trustees’ approval of the investment advisory agreement with respect to the LeaderShares[®] AlphaFactor[®] US Core Equity ETF, LeaderShares[®] Activist Leaders[®] ETF, LeaderShares[®] AlphaFactor[®] Tactical Focused ETF and LeaderShares[®] Equity Skew ETF is available in the Funds’ semi-annual shareholder report dated April 30, 2022.

A discussion regarding the basis for the Board of Trustees’ approval of the investment advisory agreement with respect to the LeaderShares[®] Dynamic Yield ETF is available in the Fund’s semi-annual shareholder report dated April 30, 2022.

Portfolio Managers

Michael T. Messinger

Mr. Messinger is a Portfolio Manager and Managing Partner at Redwood with eighteen years of experience in financial services. Mr. Messinger is responsible for overseeing the development, implementation, and live risk management of Redwood’s investment strategies. Prior to launching Redwood in 2010, he served as a Regional Vice President for RiverSource Investments (now known as Columbia Management) from 2007 to 2010. Mr. Messinger also worked as a marketer with ING’s investment management and insurance divisions from 2003 to 2007. Mr. Messinger began his career with UBS Wealth Management in 2000. Mr. Messinger holds a Bachelor’s degree in Finance from the University of Arizona.

Richard M. Duff

Mr. Duff is a Portfolio Manager and Managing Partner of Redwood Investment Management, responsible for overseeing Redwood’s investment solutions from initial ideation to final implementation. Mr. Duff has been with Redwood since 2015. Mr. Duff began his career in 1994 as a member of the equity portfolio management committee at Pacific Income Advisers, that used a proprietary quantitative screening process combined with a team based qualitative overlay to manage U.S. core equity portfolios. Later he was a Managing Director at BlackRock, where he was Co-Head of the Private Client Group and a member of the Equity Operating Committee. Under his leadership, BlackRock launched its first quantitative factor-based suite of equity focused closed end funds. Immediately prior to joining Redwood, Mr. Duff was a partner and member of the investment committee at OMT Capital Management from 2010 to 2015, the general partner for Hawthorne Capital Partners, a long-short equity hedge fund focused on small cap U.S. equities. Mr. Duff received his Bachelor’s degree from the University of California, Berkeley, and received his Juris Doctorate from University of San Francisco, School of Law.

Michael T. Cheung

Mr. Cheung is a Portfolio Manager and Managing Partner at Redwood. He has been with Redwood since 2013, and conducts research and macro analysis on current and prospective investments. His primary focus is on research, development, and testing of systematic investment strategies. He is also responsible for proprietary research software design and development, having experience working with a variety of programming languages and database structures. Mr. Cheung brings several years of quantitative investing experience, previously positioned as a head trader at a proprietary equities trading desk, responsible for overseeing both automated and discretionary trading systems. Prior to joining Redwood, Mr. Cheung was a quantitative trader at Coastal Trade Securities, LLC from 2010 to 2012 and at Agoge Capital, LLC from 2012 to 2013. Mr. Cheung studied quantitative economics and mathematics at the University of California, Irvine.

The Funds’ SAI provides additional information about each Portfolio Manager’s compensation, other accounts managed by each Portfolio Manager, and each Portfolio Manager’s ownership of Fund shares.

DETERMINATION OF NET ASSET VALUE

The net asset value (“NAV”) of a Fund’s shares is determined at the close of regular trading on the New York Stock Exchange (normally 4:00 p.m. Eastern Time) on each day the New York Stock Exchange (“NYSE”) is open. NAV is computed by determining the aggregate market value of all assets of the applicable Fund, less its liabilities, divided by the total number of shares outstanding ((assets-liabilities)/number of shares = NAV). The NYSE is closed on weekends and New Year’s Day, Martin Luther King, Jr. Day, Presidents’ Day, Good Friday, Memorial Day, Juneteenth National Independence Day, Independence Day, Labor Day, Thanksgiving Day and Christmas Day. The NAV takes into account the expenses and fees of a Fund, including management, administration, and distribution fees, which are accrued daily.

Generally, each Fund’s securities are valued each day at the last quoted sales price on each security’s primary exchange. Securities traded or dealt in upon one or more securities exchanges (whether domestic or foreign) for which market quotations are readily available and not subject to restrictions against resale shall be valued at the last quoted sales price on the primary exchange or, in the absence of a sale on the primary exchange, at the mean between the current bid and ask prices on such exchange. Securities primarily traded in the National Association of Securities Dealers’ Automated Quotation System (“NASDAQ”) National Market System for which market quotations are readily available shall be valued using the NASDAQ Official Closing Price. Securities that are not traded or dealt in any securities exchange (whether domestic or foreign) and for which over-the-counter market quotations are readily available generally shall be valued at the last sale price or, in the absence of a sale, at the mean between the current bid and ask price on such over-the-counter market. Debt securities not traded on an exchange may be valued at prices supplied by a pricing agent(s) based on broker or dealer supplied valuations or matrix pricing, a method of valuing securities by reference to the value of other securities with similar characteristics, such as rating, interest rate and maturity.

If market quotations are not readily available, securities will be valued at their fair market value as determined using the “fair value” procedures approved by the Board. Fair value pricing involves subjective judgments, and it is possible that the fair value determined for a security may be materially different than the value that could be realized upon the sale of that security. The fair value prices can differ from market prices when they become available or when a price becomes available. The Board has appointed the Adviser as its designee (the “Valuation Designee”) for all fair value determinations and responsibilities, other than overseeing pricing service providers used by the Trust. This designation is subject to Board oversight and certain reporting and other requirements designed to facilitate the Board’s ability effectively to oversee the designee’s fair value determinations. The Valuation Designee may also enlist third party consultants such as an audit firm or financial officer of a security issuer on an as-needed basis to assist in determining a security-specific fair value. The Board shall be responsible for reviewing and approving fair value methodologies utilized by a Valuation Designee, which approval shall be based upon whether the Valuation Designee followed the valuation procedures established by the Board.

A Fund may use independent pricing services to assist in calculating the value of the Fund’s securities. In addition, market prices for foreign securities are not determined at the same time of day as the NAV for a Fund. Because a Fund may invest in securities primarily listed on foreign exchanges, and these exchanges may trade on weekends or other days when the Fund does not price its shares, the value of some of the Fund’s portfolio securities may change on days when Authorized Participants will not be able to purchase or redeem Fund shares.

In computing the NAV, a Fund values foreign securities held by the Fund at the latest closing price on the exchange in which they are traded immediately prior to closing of the NYSE. Prices of foreign securities quoted in foreign currencies are translated into U.S. dollars at current rates. If events materially affecting the value of a security in a Fund’s portfolio, particularly foreign securities, occur after the close of trading on a foreign market but before the Fund prices its shares, the security will be valued at fair value. For example, if trading in a portfolio security is halted and does not resume before a Fund calculates its NAV, the Adviser may need to price the security using the Fund’s fair value pricing guidelines. The determination of fair value involves subjective judgments. As a result, using fair value to price a security may result in a price materially different from the prices used by other funds to determine net asset value, or from the price that may be realized upon the actual sale of the security.

With respect to any portion of a Fund’s assets that are invested in one or more open-end management investment companies registered under the 1940 Act, such Fund’s net asset value is calculated based upon the net asset values of those open-end management investment companies, and the prospectuses for these companies explain the circumstances under which those companies will use fair value pricing and the effects of using fair value pricing.

Premium/Discount Information

Most investors will buy and sell shares of each Fund in secondary market transactions through brokers at market prices and each Fund’s shares will trade at market prices. The market price of shares of a Fund may be greater than, equal to, or less than NAV. Market forces of supply and demand, economic conditions and other factors may affect the trading prices of shares of a Fund.

Information regarding the intraday value of shares of each Fund, also known as the “indicative optimized portfolio value” (“IOPV”), may be disseminated every 15 seconds throughout each trading day by the securities exchange on which a Fund’s shares are listed or by market data vendors or other information providers. The IOPV is based on the current market value of each Fund’s securities, including cash required to be deposited in exchange for a Creation Unit. The IOPV is generally determined by using both current market quotations and price quotations obtained from broker-dealers and other market intermediaries that may trade in a Fund’s portfolio securities. The IOPV may not reflect the exact composition of a Fund’s current portfolio of securities at a particular point in time or the best possible valuation of a Fund’s current portfolio. As a result, the IOPV should not be confused with the NAV, which is computed only once a day. Information regarding how often the shares of a Fund traded at a price above (at a premium to) or below (at a discount to) the NAV of the Fund during the past four calendar quarters, when available, can be found at www.leadersharetfs.com.

HOW TO BUY AND SELL SHARES

Shares of each Fund are listed for trading on NYSE. Shares of the LeaderShares[®] Activist Leaders[®] ETF, LeaderShares[®] AlphaFactor[®] Tactical Focused ETF, LeaderShares[®] AlphaFactor[®] US Core Equity ETF, LeaderShares[®] Equity Skew ETF and LeaderShares[®] Dynamic Yield ETF are listed under the symbols ACTV, LSAT, LSAF, SQEW and DYLD, respectively. Share prices are reported in dollars and cents per Share. Shares can be bought and sold on the secondary market throughout the trading day like other publicly traded shares, and shares typically trade in blocks of less than a Creation Unit. There is no minimum investment required. Shares may only be purchased and sold on the secondary market when the Exchange is open for trading. The Exchange is open for trading Monday through Friday and is closed on weekends and the following holidays, as observed: New Year's Day, Martin Luther King, Jr. Day, Presidents' Day, Good Friday, Memorial Day, Juneteenth National Independence Day, Independence Day, Labor Day, Thanksgiving Day and Christmas Day.

When buying or selling shares through a broker, you will incur customary brokerage commissions and charges, and you may pay some or all of the spread between the bid and the offered price in the secondary market on each leg of a round trip (purchase and sale) transaction.

Authorized participants ("APs") may acquire shares directly from a Fund, and APs may tender their shares for redemption directly to a Fund, at NAV per Share only in large blocks, or Creation Units, of 50,000 shares (with respect to Dynamic Yield ETF) or 25,000 shares (with respect to all other Funds). Purchases and redemptions directly with a Fund must follow such Fund's procedures, which are described in the SAI.

Each Fund may liquidate and terminate at any time without shareholder approval.

Share Trading Prices

The approximate value of shares of a Fund, an amount representing on a per share basis the sum of the current market price of the securities accepted by a Fund in exchange for shares of the Fund and an estimated cash component will be disseminated every 15 seconds throughout the trading day through the facilities of the Consolidated Tape Association. This approximate value should not be viewed as a "real-time" update of the NAV per share of a Fund because the approximate value may not be calculated in the same manner as the NAV, which is computed once a day, generally at the end of the business day. A Fund is not involved in, or responsible for, the calculation or dissemination of the approximate value of the shares, and the Funds do not make any warranty as to the accuracy of these values.

Book Entry

Shares are held in book entry form, which means that no stock certificates are issued. The Depository Trust Company ("DTC") or its nominee is the record owner of all outstanding shares of a Fund and is recognized as the owner of all shares for all purposes.

Investors owning shares are beneficial owners as shown on the records of DTC or its participants. DTC serves as the securities depository for all shares. Participants in DTC include securities brokers and dealers, banks, trust companies, clearing corporations and other institutions that directly or indirectly maintain a custodial relationship with DTC. As a beneficial owner of shares, you are not entitled to receive physical delivery of stock certificates or to have shares registered in your name, and you are not considered a registered owner of shares. Therefore, to exercise any right as an owner of shares, you must rely upon the procedures of DTC and its participants. These procedures are the same as those that apply to any other securities that you hold in book entry or "street name" form.

FREQUENT PURCHASES AND REDEMPTIONS OF FUND SHARES

Each Fund's shares can only be purchased and redeemed directly from such Fund in Creation Units by APs, and the vast majority of trading in a Fund's shares occurs on the secondary market. Because the secondary market trades do not directly involve a Fund, it is unlikely those trades would cause the harmful effects of market timing, including dilution, disruption of portfolio management, increases in the Fund's trading costs and the realization of capital gains. With regard to the purchase or redemption of Creation Units directly with a Fund, to the extent effected in-kind (*i.e.*, for securities), those trades do not cause the harmful effects that may result from frequent cash trades. To the extent trades are effected in whole or in part in cash, those trades could result in dilution to a Fund and increased transaction costs, which could negatively impact a Fund's ability to achieve its investment objective. However, direct trading by APs is critical to ensuring that a Fund's shares trade at or close to NAV. Each Fund also employs fair valuation pricing to minimize potential dilution from market timing. In addition, each Fund imposes transaction fees on purchases and redemptions of Fund shares to cover the custodial and other costs incurred by a Fund in effecting trades. These fees increase if an investor substitutes cash in part or in whole for securities, reflecting the fact that a Fund's trading costs increase in those circumstances. Given this structure, the Trust has determined that it is not necessary to adopt policies and procedures to detect and deter market timing of each Fund's shares.

DISTRIBUTION AND SERVICE PLAN

The Funds have adopted a distribution and service plan (“Plan”) pursuant to Rule 12b-1 under the 1940 Act. Under the Plan, each Fund is authorized to pay distribution fees to the distributor and other firms that provide distribution and shareholder services (“Service Providers”). If a Service Provider provides these services, the Funds may pay fees at an annual rate not to exceed 0.25% of average daily net assets, pursuant to Rule 12b-1 under the 1940 Act.

No distribution or service fees are currently paid by the Funds, and there are no current plans to impose these fees. In the event Rule 12b-1 fees were charged, over time they would increase the cost of an investment in the Funds.

Additional Compensation to Financial Intermediaries: Northern Lights Distributors, LLC, the Funds’ distributor, its affiliates, and the Funds’ Adviser or its affiliates may, at their own expense and out of their own legitimate profits, provide additional cash payments to financial intermediaries who sell shares of the Funds, including affiliates of the Adviser. Financial intermediaries include brokers, financial planners, banks, insurance companies, retirement or 401(k) plan administrators and others. These payments are generally made to financial intermediaries that provide shareholder or administrative services, or marketing support. Marketing support may include access to sales meetings, sales representatives and financial intermediary management representatives, inclusion of the Funds on a sales list, including a preferred or select sales list, or other sales programs. These payments also may be made as an expense reimbursement in cases where the financial intermediary provides shareholder services to Fund shareholders.

DIVIDENDS, OTHER DISTRIBUTIONS AND TAXES

Unlike interests in conventional mutual funds, which typically are bought and sold from and to the fund only at closing NAVs, the Funds’ shares are traded throughout the day in the secondary market on a national securities exchange on an intra-day basis and are created and redeemed in-kind and/or for cash in Creation Units at each day’s next calculated NAV. In-kind arrangements are designed to protect ongoing shareholders from the adverse effects on a Fund’s portfolio that could arise from frequent cash redemption transactions. In a conventional mutual fund, redemptions can have an adverse tax impact on taxable shareholders if the mutual fund needs to sell portfolio securities to obtain cash to meet net fund redemptions. These sales may generate taxable gains for the ongoing shareholders of the mutual fund, whereas the shares’ in-kind redemption mechanism generally will not lead to a tax event for a Fund or its ongoing shareholders.

Ordinarily, dividends from net investment income, if any, are declared and paid annually by LeaderShares[®] Activist Leaders[®] ETF, LeaderShares[®] AlphaFactor[®] Tactical Focused ETF and LeaderShares[®] Equity Skew ETF, and LeaderShares[®] AlphaFactor[®] US Core Equity ETF. The LeaderShares[®] Dynamic Yield ETF declares and pays dividends from net investment income, if any, monthly.

Each Fund distributes its net realized capital gains, if any, to shareholders annually.

Distributions in cash may be reinvested automatically in additional whole shares only if the broker through whom you purchased shares makes such option available.

Taxes

As with any investment, you should consider how your investment in shares will be taxed. The tax information in this Prospectus is provided as general information. You should consult your own tax professional about the tax consequences of an investment in shares.

Unless your investment in shares is made through a tax-exempt entity or tax-deferred retirement account, such as an individual retirement account, you need to be aware of the possible tax consequences when:

- A Fund makes distributions,
- You sell your shares listed on the Exchange, and
- You purchase or redeem Creation Units.

Taxes on Distributions

As stated above, dividends from net investment income, if any, ordinarily are declared and paid monthly by the LeaderShares[®] Dynamic Yield ETF and annually by all other Funds. A Fund may also pay a special distribution at the end of a calendar year to comply with federal tax requirements. Distributions from a Fund’s net investment income, including net short-term capital gains, if any, are taxable to you as ordinary income, except that a Fund’s dividends attributable to its “qualified dividend income” (*i.e.*, dividends received on stock of most domestic and certain foreign corporations with respect to which a Fund satisfies certain holding period and other restrictions), if any, generally are subject to federal income tax for non-corporate shareholders who satisfy those restrictions with respect to their Fund shares at the rate for net capital gain -- a maximum of 20%. In addition, a 3.8% Medicare tax may also apply. A part of a Fund’s dividends also may be eligible for the dividends-received deduction allowed to corporations -- the eligible portion may not exceed the aggregate dividends the Fund receives from domestic corporations subject to federal income tax (excluding REITs) and excludes dividends from foreign corporations -- subject to similar restrictions.

In general, your distributions are subject to federal income tax when they are paid, whether you take them in cash or reinvest them in a Fund (if that option is available). Distributions reinvested in additional shares of a Fund through the means of a dividend reinvestment service, if available, will be taxable to shareholders acquiring the additional shares to the same extent as if such distributions had been received in cash. Distributions of net long-term capital gains, if any, in excess of net short-term capital losses are taxable as long-term capital gains, regardless of how long you have held the shares.

Distributions in excess of a Fund's current and accumulated earnings and profits are treated as a tax-free return of capital to the extent of (and in reduction of) your basis in the shares and as capital gain thereafter. A distribution will reduce a Fund's NAV per Share and may be taxable to you at ordinary income or capital gain rates (as described above) even though, from an investment standpoint, the distribution may constitute a return of capital.

By law, each Fund is required to withhold 24% of your distributions and redemption proceeds if you have not provided such Fund with a correct Social Security number or other taxpayer identification number and in certain other situations.

Taxes on Exchange-Listed Share Sales

Any capital gain or loss realized upon a sale of shares is generally treated as long-term capital gain or loss if the shares have been held for more than one year and as short-term capital gain or loss if the shares have been held for one year or less. The ability to deduct capital losses from sales of shares may be limited.

Taxes on Purchase and Redemption of Creation Units

An AP who exchanges securities for Creation Units generally will recognize a gain or a loss equal to the difference between the market value of the Creation Units at the time of the exchange and the sum of the exchanger's aggregate basis in the securities surrendered plus any Cash Component (as defined in the SAI) it pays. An AP who exchanges Creation Units for securities will generally recognize a gain or loss equal to the difference between the exchanger's basis in the Creation Units and the sum of the aggregate market value of the securities received plus any cash equal to the difference between the NAV of the shares being redeemed and the value of the securities. The Internal Revenue Service ("Service"), however, may assert that a loss realized upon an exchange of securities for Creation Units cannot be deducted currently under the rules governing "wash sales" or for other reasons. Persons exchanging securities should consult their own tax advisors with respect to whether wash sale rules apply and when a loss might be deductible.

Any capital gain or loss realized upon redemption of Creation Units is generally treated as long-term capital gain or loss if the shares have been held for more than one year and as short-term capital gain or loss if the shares have been held for one year or less.

If you purchase or redeem Creation Units, you will be sent a confirmation statement showing how many shares you purchased or sold and at what price. See "Tax Status" in the SAI for a description of the requirement regarding basis determination methods applicable to Share redemptions and a Fund's obligation to report basis information to the Service.

The foregoing discussion summarizes some of the possible consequences under current federal tax law of an investment in the Funds. It is not a substitute for personal tax advice. Consult your personal tax advisor about the potential tax consequences of an investment in the shares under all applicable tax laws. See "TAX STATUS" in the SAI for more information.

FUND SERVICE PROVIDERS

Ultimus Fund Solutions, LLC is the Funds' administrator and fund accountant. It has its principal office at 225 Pictoria Street, Suite 450, Cincinnati, Ohio 45246, and is primarily in the business of providing administrative, fund accounting and transfer agent services to retail and institutional mutual funds. It is an affiliate of the Distributor.

Brown Brothers Harriman & Co. ("BBH"), 50 Post Office Square, Boston, MA 02110, is the Funds' custodian and transfer agent.

Northern Lights Distributors, LLC (the "Distributor"), 4221 North 203rd Street, Suite 100, Elkhorn, Nebraska 68022, is the distributor for the shares of the Funds. The Distributor is a registered broker-dealer and member of the Financial Industry Regulatory Authority, Inc. ("FINRA").

Blank Rome LLP, 1271 Avenue of the Americas, New York, NY 10020, serves as legal counsel to the Trust.

Cohen & Company Ltd., 1350 Euclid Ave., Suite 800, | Cleveland, OH 44115, serves as the Funds' independent registered public accounting firm, providing services including (i) audit of annual financial statements, (ii) review of certain documents to be filed with the U.S. Securities and Exchange Commission and (iii) other audit related and tax services including preparation of the Funds' tax returns.

OTHER INFORMATION

Investment by Other Investment Companies

For purposes of the 1940 Act, the Fund is a registered investment company, and the acquisition of the Fund's shares by other investment companies is subject to the restrictions of Section 12(d)(1) thereof. Rule 12d1-4 under the 1940 Act allows a registered investment company to invest in Fund shares beyond the limits of Section 12(d)(1) subject to certain conditions, including that a registered investment company enters into an Investment Agreement with the Trust regarding the terms of the investment. Any investment company considering purchasing shares of the Fund in amounts that would cause it to exceed the restrictions of Section 12(d)(1) should contact the Fund.

Continuous Offering

The method by which Creation Units of shares are created and traded may raise certain issues under applicable securities laws. Because new Creation Units of shares are issued and sold by the Funds on an ongoing basis, a "distribution," as such term is used in the Securities Act of 1933, as amended (the "Securities Act"), may occur at any point. Broker-dealers and other persons are cautioned that some activities on their part may, depending on the circumstances, result in their being deemed participants in a distribution in a manner which could render them statutory underwriters and subject them to the prospectus delivery requirement and liability provisions of the Securities Act.

For example, a broker-dealer firm or its client may be deemed a statutory underwriter if it takes Creation Units after placing an order with the Distributor, breaks them down into constituent shares and sells the shares directly to customers or if it chooses to couple the creation of a supply of new shares with an active selling effort involving solicitation of secondary market demand for shares. A determination of whether one is an underwriter for purposes of the Securities Act must take into account all the facts and circumstances pertaining to the activities of the broker-dealer or its client in the particular case, and the examples mentioned above should not be considered a complete description of all the activities that could lead to a characterization as an underwriter.

Broker-dealer firms should also note that dealers who are not "underwriters" but are effecting transactions in shares, whether or not participating in the distribution of shares, are generally required to deliver a prospectus. This is because the prospectus delivery exemption in Section 4(3) of the Securities Act is not available in respect of such transactions as a result of Section 24(d) of the 1940 Act. As a result, broker-dealer firms should note that dealers who are not "underwriters" but are participating in a distribution (as contrasted with engaging in ordinary secondary market transactions) and thus dealing with the shares that are part of an over-allotment within the meaning of Section 4(3)(C) of the Securities Act, will be unable to take advantage of the prospectus delivery exemption provided by Section 4(3) of the Securities Act. For delivery of prospectuses to exchange members, the prospectus delivery mechanism of Rule 153 under the Securities Act is only available with respect to transactions on a national exchange.

Dealers effecting transactions in the shares, whether or not participating in this distribution, are generally required to deliver a Prospectus. This is in addition to any obligation of dealers to deliver a Prospectus when acting as underwriters.

Householding: To reduce expenses, the Funds mail only one copy of the prospectus and each annual and semi-annual report (or, if applicable, each notice of electronic accessibility thereof) to those addresses shared by two or more accounts. If you wish to receive individual copies of these documents, please call the Funds at 1-480-757-4277 on days the Funds are open for business or contact your financial institution. Each Fund will begin sending you individual copies thirty days after receiving your request.

Index and Calculation Agent

The AlphaFactor[®] US Core Equity Index (the “Index”) was developed by the Adviser to the LeaderShares[®] AlphaFactor[®] US Core Equity ETF (the “Fund”). The Adviser has entered into an agreement with Solactive, AG to maintain, calculate and distribute information about the market value of the Index. Solactive, AG serves as the Index administrator and is responsible for Index governance.

Index Disclaimers

Neither Redwood Investment Management, LLC nor Solactive, AG guarantees the accuracy and/or the completeness of the Index or any data included therein, and neither Redwood Investment Management, LLC nor Solactive, AG shall have any liability for any errors, omissions or interruptions therein. Neither Redwood Investment Management, LLC nor Solactive, AG make any warranty, express or implied, as to results to be obtained by the Fund, owners of the shares of the Fund or any other person or entity from the use of the Index, trading based on the Index, or any data included therein, either in connection with the Fund or for any other use. Neither Redwood Investment Management, LLC nor Solactive, AG makes any express or implied warranties, and expressly disclaim all warranties of merchantability or fitness for a particular purpose or use with respect to the Index or any data included therein. Without limiting any of the foregoing, in no event shall either Redwood Investment Management, LLC or Solactive, AG have any liability for any special, punitive, direct, indirect or consequential damages (including lost profits) arising out of matters relating to the use of the Index, even if notified of the possibility of such damages.

The Fund and the Adviser make no representation or warranty, express or implied, to the owners of the Fund or any member of the public regarding the advisability of investing in securities generally or in the Fund in particular or the ability of the Index to track general stock market performance. Redwood Investment Management, LLC has no obligation to take the needs of the Trust, the Fund or the owners of the Fund into consideration in determining, composing or calculating the Index.

The Index is the property of Redwood Investment Management, LLC, which has contracted with the Calculation Agent to calculate and maintain the Index. Solactive, AG will not be liable for any errors or omissions in calculating the Index. The Fund is not sponsored, endorsed, sold or promoted by Solactive, AG. Solactive, AG does not make any representation or warranty, express or implied, to the owners of the Fund or any member of the public regarding the advisability of investing in securities generally or in the Fund particularly or the ability of the Index to track general market performance. Solactive, AG’s only relationship to Redwood Investment Management, LLC with respect to the Index is the licensing of certain trademarks, service marks and trade names of Solactive, AG, and the provision of the calculation services related to the Index. Solactive, AG is not responsible for and has not participated in the determination of the prices and amount of the Fund or the timing of the issuance or sale of the Fund or in the determination or calculation of the equation by which the Fund may be converted into cash or other redemption mechanics. Solactive, AG has no obligation or liability in connection with the administration, marketing or trading of the Fund. Solactive, AG is not an investment adviser. Inclusion of a security within the Index is not a recommendation by Solactive, AG to buy, sell, or hold such security, nor is it investment advice.

SOLACTIVE, AG DOES NOT GUARANTEE THE ADEQUACY, ACCURACY, TIMELINESS AND/OR THE COMPLETENESS OF THE INDEX OR ANY DATA RELATED THERETO OR ANY COMMUNICATION WITH RESPECT THERETO, INCLUDING, ORAL, WRITTEN, OR ELECTRONIC COMMUNICATIONS. SOLACTIVE, AG SHALL NOT BE SUBJECT TO ANY DAMAGES OR LIABILITY FOR ANY ERRORS, OMISSIONS, OR DELAYS THEREIN. SOLACTIVE, AG MAKES NO EXPRESS OR IMPLIED WARRANTIES, AND EXPRESSLY DISCLAIMS ALL WARRANTIES, OF MERCHANTABILITY OR FITNESS FOR A PARTICULAR PURPOSE OR USE OR AS TO RESULTS TO BE OBTAINED BY REDWOOD INVESTMENT MANAGEMENT, LLC, OWNERS OF THE FUND, OR ANY OTHER PERSON OR ENTITY FROM THE USE OF THE INDEX OR WITH RESPECT TO ANY DATA RELATED THERETO. WITHOUT LIMITING ANY OF THE FOREGOING, IN NO EVENT WHATSOEVER SHALL SOLACTIVE, AG BE LIABLE FOR ANY INDIRECT, SPECIAL, INCIDENTAL, PUNITIVE, OR CONSEQUENTIAL DAMAGES, INCLUDING BUT NOT LIMITED TO, LOSS OF PROFITS, TRADING LOSSES, LOST TIME, OR GOODWILL, EVEN IF THEY HAVE BEEN ADVISED OF THE POSSIBILITY OF SUCH DAMAGES, WHETHER IN CONTRACT, TORT, STRICT LIABILITY, OR OTHERWISE.

FINANCIAL HIGHLIGHTS

The financial highlights tables are intended to help you understand the Funds' financial performance for the period of the Funds or share class's operations. Certain information reflects financial results for a single Fund share. The total returns in the tables represent the rate that an investor would have earned (or lost) on an investment in the applicable Fund (assuming reinvestment of all dividends and distributions). The information for the year ended October 31, 2022 has been derived from financial statements audited by Cohen & Company, Ltd., whose report, along with each Funds' financial statements and related notes, are included in the Fund's October 31, 2022 annual report, which is available upon request and is incorporated by reference in the SAI. The information for the years ended October 31, 2021, October 31, 2020, October 31, 2019 and the period ended October 31, 2018 has been derived from financial statements audited by the Funds' prior auditor, Grant Thornton LLP, whose report, along with the Fund's financial statements, is included in the Fund's October 31, 2021 annual report, which is available upon request and is incorporate by reference in the SAI.

LeaderShares® Activist Leaders® ETF

Per Share Data and Ratios for a Share of Beneficial Interest Outstanding Throughout The Year/Period Presented

	For the Year Ended <u>October 31, 2022</u>	For the Year Ended <u>October 31, 2021</u>	For the Period Ended <u>October 31, 2020*</u>
Net asset value, beginning of year/period	\$ 38.48	\$ 24.29	\$ 25.00
Activity from investment operations:			
Net investment income (loss) ⁽¹⁾	0.15	0.01	(0.00)**
Net realized and unrealized gain (loss) on investments	<u>(6.98)</u>	<u>14.21</u>	<u>(0.71)</u>
Total from investment operations	<u>(6.83)</u>	<u>14.22</u>	<u>(0.71)</u>
Less distributions from:			
Net investment income	(0.36)	(0.03)	—
Return of capital	<u>(2.43)</u>	<u>—</u>	<u>—</u>
Total distributions	<u>(2.79)</u>	<u>(0.03)</u>	<u>—</u>
Net asset value, end of year/period	<u>\$ 28.86</u>	<u>\$ 38.48</u>	<u>\$ 24.29</u>
Market price, end of year/period	<u>\$ 28.90</u>	<u>\$ 38.49</u>	<u>\$ 24.30</u>
Total return ⁽²⁾	(19.11)%	58.60%	(2.84)% ⁽⁴⁾
Net assets, at end of year/period (000s)	<u>\$ 82,255</u>	<u>\$ 76,961</u>	<u>\$ 42,513</u>
Ratio of expenses to average net assets	0.75%	0.75%	0.75% ⁽³⁾
Ratio of net investment income (loss) to average net assets	0.45%	0.02%	(0.75)% ⁽³⁾
Portfolio Turnover Rate ⁽⁵⁾	67%	49%	3% ⁽⁴⁾

* Fund commenced operation on October 26, 2020.

** Represents less than \$0.01 per share.

(1) Per share amounts calculated using the average shares method, which more appropriately presents the per share data for each period.

(2) Total return is calculated assuming a purchase of shares at net asset value on the first day and a sale at net asset value on the last day of the period. Distributions are assumed, for the purpose of this calculation, to be reinvested at the ex-dividend date net asset value per share on their respective payment dates.

(3) Annualized

(4) Not annualized

(5) Portfolio turnover rate excludes portfolio securities received or delivered as a result of processing capital share transactions in creations or redemptions.

LeaderShares® AlphaFactor® Tactical Focused ETF

Per Share Data and Ratios for a Share of Beneficial Interest Outstanding Throughout The Year/Period Presented

	For the Year Ended <u>October 31, 2022</u>	For the Year Ended <u>October 31, 2021</u>	For the Period Ended <u>October 31, 2020*</u>
Net asset value, beginning of year/period	\$ 35.11	\$ 24.09	\$ 25.00
Activity from investment operations:			
Net investment income ⁽¹⁾	0.49	0.51	0.03
Net realized and unrealized gain (loss) on investments	(1.40)	10.60	(0.94)
Total from investment operations	(0.91)	11.11	(0.91)
Less distributions from:			
Net investment income	(0.88)	(0.09)	—
Return of capital	(0.34)	—	—
Total distributions	(1.22)	(0.09)	—
Net asset value, end of year/period	\$ 32.98	\$ 35.11	\$ 24.09
Market price, end of year/period	\$ 32.93	\$ 35.13	\$ 24.10
Total return ⁽²⁾	(2.76)%	46.20%	(3.64)% ⁽⁴⁾
Net assets, at end of year/period (000s)	\$ 157,485	\$ 128,144	\$ 47,571
Ratio of expenses to average net assets	0.99%	0.99%	0.99% ⁽³⁾
Ratio of net investment income to average net assets	1.48%	1.53%	16.95% ⁽³⁾
Portfolio Turnover Rate ⁽⁵⁾	229%	78%	0% ⁽⁴⁾

* Fund commenced operation on October 26, 2020.

(1) Per share amounts calculated using the average shares method, which more appropriately presents the per share data for each period.

(2) Total return is calculated assuming a purchase of shares at net asset value on the first day and a sale at net asset value on the last day of the period. Distributions are assumed, for the purpose of this calculation, to be reinvested at the ex-dividend date net asset value per share on their respective payment dates.

(3) Annualized

(4) Not annualized

(5) Portfolio turnover rate excludes portfolio securities received or delivered as a result of processing capital share transactions in creations or redemptions.

LeaderShares® AlphaFactor® US Core Equity ETF

Per Share Data and Ratios for a Share of Beneficial Interest Outstanding Throughout The Year/Period Presented

	<u>For the Year Ended October 31, 2022</u>	<u>For the Year Ended October 31, 2021</u>	<u>For the Year Ended October 31, 2020</u>	<u>For the Year Ended October 31, 2019</u>	<u>For the Period Ended October 31, 2018*</u>
Net asset value, beginning of year/period	\$ 33.72	\$ 24.72	\$ 25.44	\$ 22.85	\$ 25.00
Activity from investment operations:					
Net investment income (loss) ⁽¹⁾	0.27	0.11	0.17	0.18	(0.00)**
Net realized and unrealized gain (loss) on investments	(3.56)	8.99	(0.71)	2.58	(2.15)
Total from investment operations	(3.29)	9.10	(0.54)	2.76	(2.15)
Less distributions from:					
Net investment income	(0.25)	(0.10)	(0.18)	(0.17)	—
Return of capital	—	—	(0.00)**	—	—
Total distributions	(0.25)	(0.10)	(0.18)	(0.17)	—
Net asset value, end of year/period	\$ 30.18	\$ 33.72	\$ 24.72	\$ 25.44	\$ 22.85
Market price, end of year/period	\$ 30.20	\$ 33.78	\$ 24.72	\$ 25.45	\$ 22.86
Total return ⁽²⁾	(9.76)%	36.84%	(2.09)%	12.16%	(8.60)% ⁽⁴⁾
Net assets, at end of year/period (000s)	\$ 146,385	\$ 123,093	\$ 73,540	\$ 74,412	\$ 50,849
Ratio of expenses to average net assets	0.75%	0.75%	0.75%	0.75%	0.75% ⁽³⁾
Ratio of net investment income (loss) to average net assets	0.88%	0.35%	0.70%	0.77%	(0.01)% ⁽³⁾
Portfolio Turnover Rate ⁽⁵⁾	150%	177%	181%	193%	0% ⁽⁴⁾

* Fund commenced operation on October 1, 2018.

** Represents less than \$0.01 per share.

(1) Per share amounts calculated using the average shares method, which more appropriately presents the per share data for each year/period.

(2) Total return is calculated assuming a purchase of shares at net asset value on the first day and a sale at net asset value on the last day of the period. Distributions are assumed, for the purpose of this calculation, to be reinvested at the ex-dividend date net asset value per share on their respective payment dates.

(3) Annualized

(4) Not annualized

(5) Portfolio turnover rate excludes portfolio securities received or delivered as a result of processing capital share transactions in creations or redemptions.

LeaderShares® Equity Skew ETF

Per Share Data and Ratios for a Share of Beneficial Interest Outstanding Throughout The Year/Period Presented

	For the Year Ended <u>October 31, 2022</u>	For the Year Ended <u>October 31, 2021</u>	For the Period Ended <u>October 31, 2020*</u>
Net asset value, beginning of year/period	\$ 37.34	\$ 28.06	\$ 25.00
Activity from investment operations:			
Net investment income ⁽¹⁾	0.30	0.28	0.09
Net realized and unrealized gain (loss) on investments	<u>(6.31)</u>	<u>10.67</u>	<u>2.97</u>
Total from investment operations	<u>(6.01)</u>	<u>10.95</u>	<u>3.06</u>
Less distributions from:			
Net investment income	(0.46)	(0.26)	—
Net realized gains	—	(1.41)	—
Return of capital	<u>(2.55)</u>	<u>—</u>	<u>—</u>
Total distributions	<u>(3.01)</u>	<u>(1.67)</u>	<u>—</u>
Net asset value, end of year/period	<u>\$ 28.32</u>	<u>\$ 37.34</u>	<u>\$ 28.06</u>
Market price, end of year/period	<u>\$ 28.27</u>	<u>\$ 37.41</u>	<u>\$ 27.83</u>
Total return ⁽²⁾	(17.47)%	40.17%	12.24% ⁽⁴⁾
Net assets, at end of year/period (000s)	<u>\$ 116,817</u>	<u>\$ 105,478</u>	<u>\$ 54,020</u>
Ratio of expenses to average net assets	0.75%	0.75%	0.75% ⁽³⁾
Ratio of net investment income to average net assets	0.95%	0.80%	0.71% ⁽³⁾
Portfolio Turnover Rate ⁽⁵⁾	184%	58%	57% ⁽⁴⁾

* Fund commenced operation on May 11, 2020.

- (1) Per share amounts calculated using the average shares method, which more appropriately presents the per share data for each period.
- (2) Total return is calculated assuming a purchase of shares at net asset value on the first day and a sale at net asset value on the last day of the period. Distributions are assumed, for the purpose of this calculation, to be reinvested at the ex-dividend date net asset value per share on their respective payment dates.
- (3) Annualized
- (4) Not annualized
- (5) Portfolio turnover rate excludes portfolio securities received or delivered as a result of processing capital share transactions in creations or redemptions.

LeaderShares® Dynamic Yield ETF

Per Share Data and Ratios for a Share of Beneficial Interest Outstanding Throughout The Year/Period Presented

	For the Year October 31, 2022	For the Period October 31, 2021*
Net asset value, beginning of year/period	\$ 25.07	\$ 25.00
Activity from investment operations:		
Net investment income ⁽¹⁾	0.36	0.18
Net realized and unrealized gain (loss) on investments	(3.46)	0.04
Total from investment operations	(3.10)	0.22
Less distributions from:		
Net investment income	(0.36)	(0.15)
Net realized gains	(0.01)	—
Total distributions	(0.37)	(0.15)
Net asset value, end of year/period	\$ 21.60	\$ 25.07
Market price, end of year/period	\$ 21.61	\$ 25.12
Total return ⁽²⁾	(12.45)%	0.88% ⁽⁴⁾
Net assets, at end of year/period (000s)	\$ 89,653	\$ 71,461
Ratio of expenses to average net assets	0.75%	0.75% ⁽³⁾
Ratio of net investment income to average net assets	1.58%	2.11% ⁽³⁾
Portfolio Turnover Rate ⁽⁵⁾	66%	6% ⁽⁴⁾

* Fund commenced operation on June 28, 2021.

- (1) Per share amounts calculated using the average shares method, which more appropriately presents the per share data for each period.
- (2) Total return is calculated assuming a purchase of shares at net asset value on the first day and a sale at net asset value on the last day of the period. Distributions are assumed, for the purpose of this calculation, to be reinvested at the ex-dividend date net asset value per share on their respective payment dates.
- (3) Annualized
- (4) Not annualized
- (5) Portfolio turnover rate excludes portfolio securities received or delivered as a result of processing capital share transactions in creations or redemptions.

PRIVACY NOTICE

FACTS	WHAT DOES TWO ROADS SHARED TRUST DO WITH YOUR PERSONAL INFORMATION
Why?	Financial companies choose how they share your personal information. Federal law gives consumers the right to limit some but not all sharing. Federal law also requires us to tell you how we collect, share, and protect your personal information. Please read this notice carefully to understand what we do.
What?	<p>THE TYPES OF PERSONAL INFORMATION WE COLLECT AND SHARE DEPENDS ON THE PRODUCT OR SERVICE THAT YOU HAVE WITH US. THIS INFORMATION CAN INCLUDE:</p> <ul style="list-style-type: none"> • Social Security number and income • Account transactions and transaction history • Investment experience and purchase history <p>When you are <i>no longer</i> our customer, we continue to share your information as described in this notice.</p>
How?	All financial companies need to share customers' personal information to run their everyday business. In the section below, we list the reasons financial companies can share their customers' personal information; the reason Two Roads Shared Trust chooses to share and whether you can limit this sharing.

Reasons we can share your personal information	Does Two Roads Shared Trust share?	Can you limit this sharing?
For our everyday business purposes – such as to process your transactions, maintain your account(s), respond to court orders and legal investigations, or report to credit bureaus	YES	NO
For our marketing purposes – to offer our products and services to you	NO	We do not share
For joint marketing with other financial companies	NO	We do not share
For our affiliates' everyday business purposes – information about your transactions and experiences	NO	We do not share
For our affiliates' everyday business purposes – information about your creditworthiness	NO	We do not share
For our affiliates to market to you	NO	We do not share
For nonaffiliates to market to you	NO	We do not share

Questions?	Call 1-631-490-4300
-------------------	---------------------

What we do

<p>How does Two Roads Shared Trust protect my personal information?</p>	<p>To protect your personal information from unauthorized access and use, we use security measures that comply with federal law. These measures include computer safeguards and secured files and buildings.</p> <p>Our service providers are held accountable for adhering to strict policies and procedures to prevent any misuse of your nonpublic personal information.</p>
<p>How does Two Roads Shared Trust collect my personal information?</p>	<p>We collect your personal information, for example, when you</p> <ul style="list-style-type: none"> • open an account or give us contact information • provide account information or give us your income information • make deposits or withdrawals from your account <p>We also collect your personal information from other companies.</p>
<p>Why can't I limit all sharing?</p>	<p>Federal law gives you the right to limit only</p> <ul style="list-style-type: none"> • sharing for affiliates' everyday business purposes – information about your creditworthiness • affiliates from using your information to market to you • sharing for nonaffiliates to market to you <p>State laws and individual companies may give you additional rights to limit sharing</p>

Definitions

<p>Affiliates</p>	<p>Companies related by common ownership or control. They can be financial and nonfinancial companies.</p> <ul style="list-style-type: none"> • <i>Two Roads Shared Trust has no affiliates.</i>
<p>Nonaffiliates</p>	<p>Companies not related by common ownership or control. They can be financial and nonfinancial companies.</p> <ul style="list-style-type: none"> • <i>Two Roads Shared Trust does not share with nonaffiliates so they can market to you.</i>
<p>Joint marketing</p>	<p>A formal agreement between nonaffiliates financial companies that together market financial products or services to you.</p> <ul style="list-style-type: none"> • <i>Two Roads Shared Trust does not jointly market.</i>

LeaderShares® Activist Leaders® ETF
LeaderShares® AlphaFactor® Tactical Focused ETF
LeaderShares® AlphaFactor® US Core Equity ETF
LeaderShares® Equity Skew ETF
LeaderShares® Dynamic Yield ETF

Adviser	Redwood Investment Management, LLC 4110 N. Scottsdale Rd. Suite 125 Scottsdale, AZ 85251	Distributor	Northern Lights Distributors, LLC 4221 North 203rd Street, Suite 100 Elkhorn, NE 68022
Custodian & Transfer Agent	Brown Brothers Harriman & Co. 50 Post Office Square Boston, MA 02110	Legal Counsel	Blank Rome LLP 1271 Avenue of the Americas New York, NY 10020
Administrator	Ultimus Fund Solutions, LLC 225 Pictoria Street, Suite 450 Cincinnati, OH 45246	Independent Registered Public Accounting Firm	Cohen & Company, Ltd. 1350 Euclid Ave. Suite 800 Cleveland, OH 44115

Additional information about the Funds is included in the Funds' SAI dated March 1, 2023. The SAI is incorporated into this Prospectus by reference (i.e., legally made a part of this Prospectus). The SAI provides more details about the Funds' policies and management. Additional information about the Funds' investments is available in the Funds' annual and semi-annual reports to shareholders. In the Funds' annual report, you will find a discussion of the market conditions and investment strategies that significantly affected each Fund's performance during its last fiscal year.

To obtain a free copy of the SAI and the annual and semi-annual reports to shareholders or other information about the Funds, or to make shareholder inquiries about the Funds, please call 1-480-757-4277. The SAI, annual and semi-annual reports and other information relating to the Funds can be found, free of charge, at www.leadersharetfs.com. You may also write to:

LeaderShares® Activist Leaders® ETF
LeaderShares® AlphaFactor® Tactical Focused ETF
LeaderShares® AlphaFactor® US Core Equity ETF
LeaderShares® Equity Skew ETF
LeaderShares® Dynamic Yield ETF
c/o Ultimus Fund Solutions, LLC
PO Box 541150
Omaha, Nebraska 68154

Reports and other information about the Funds are available on the EDGAR Database on the SEC's Internet site at <http://www.sec.gov>. Copies of the information may be obtained, after paying a duplicating fee, by electronic request at the following E-mail address: publicinfo@sec.gov.